



***Presentation to Kildare Joint Policing  
Committee on 3<sup>rd</sup> December 2018  
Kildare Garda Division***



***Chief Superintendent Brian M Sutton***



**Introductions**

**Garda Resources**

**Crime Figures\***

**Drugs Enforcement**

**Roads Policing**

**Victims of Crime**

**Anti Social Behaviour - Interagency Co-operation**



*\*Crime counting rules are applied and incident counts are based on date reported.*



# Garda Resources Kildare Division

Rank	3 <sup>rd</sup> Dec 2018	10 <sup>th</sup> Sept 2018	2017	2016	2015	2014	2013	2012	2011	2010
Garda	322	323	298	262	260	248	261	267	269	272
Sergeant	52	46	45	49	43	45	46	44	42	44
Inspector	4	4	6	6	5	5	4	4	4	4
Superintendent	3	3	3	3	3	3	3	2	2	4
Chief Supt.	1	1	1	1	1		1	1	1	1
<b>Totals</b>	<b>382</b>	<b>377</b>	<b>353</b>	<b>321</b>	<b>312</b>	<b>301</b>	<b>315</b>	<b>318</b>	<b>318</b>	<b>325</b>



# **Crime Statistics\***

## **Offences Against the Person (YTD)**

Offence Type	2017	2018	% Change
Sexual Offences	124	90	-27%
Minor Assaults	466	466	0%
Assaults Causing Harm	130	131	+1%
Public Order (Disorderly Conduct) Offences	90	85	-6%



*\*Crime counting rules are applied and incident counts are based on date reported.  
All Crime figures are for YTD up to 30<sup>th</sup> November 2018*

# Property Offences

Offence Type	2017	2018	% Change
Theft from Shop	712	672	-6%
Thefts from Person	59	36	-39%
Other Thefts/ Handling Stolen Property	1431	1235	-39%
Theft/Taking of Vehicle and related other Offences	224	187	-17%



*\*Crime counting rules are applied and incident counts are based on date reported.  
All Crime figures are for YTD up to 30<sup>th</sup> November 2018*

# Property Offences

Offence Type	2017	2018	% Change
Robbery* Est. Or Ins.**	28	26	-7%
Robbery* Person	26	18	-31%
Criminal Damage	677	572	-16%

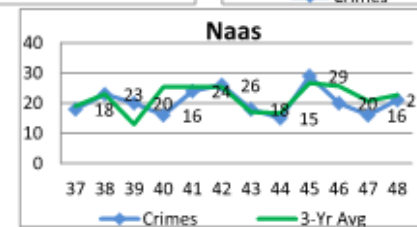
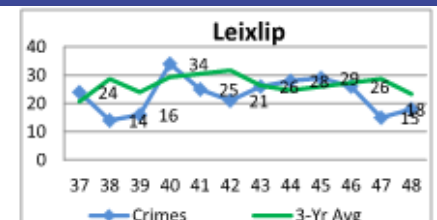
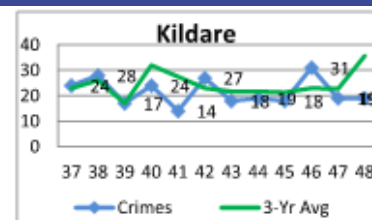
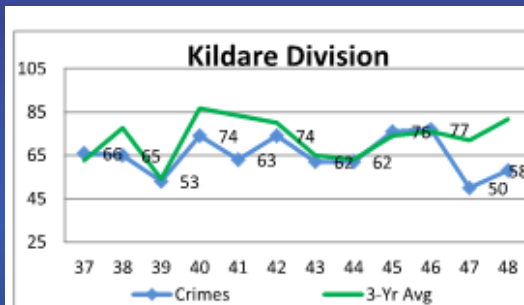


- \* Theft with violence
- \*\* Establishment or Institution

*\*Crime counting rules are applied and incident counts are based on date reported.  
All Crime figures are for YTD up to 30<sup>th</sup> November 2018*

# Burglary Offences

Offence Type	2017	2018	% Change
Burglary	1050	790	-24%
Aggravated Burglary	13	9	-31%



Burglary Incidents by Week



# Drugs



Offence Type	2017 YTD	2018 YTD	% Change
Possession Of Drugs	410 <sup>ℓ</sup>	443*	+8%
Possession Of Drugs for Sale/Supply	124 <sup>ℓℓ</sup>	137**	+10%
Cultivation or Manufacture of Drugs	12	6	-50%
Searches under Drugs Act 1977	1,638 (1,714 in full year )	1,936	+18%

## Value of drugs found in 2017 (YTD):

<sup>ℓ</sup> for Personal Use: **€20,598**

<sup>ℓℓ</sup> for Sale or Supply **€954,932 (€956,572 full year)**



## Value of drugs found in 2018 (YTD):

\* for Personal Use: **€21,267**

\*\* for Sale or Supply **€826,985**



# Road Traffic Offences

Offence Type	2017	2018	% Change
Driving While Intoxicated	302	389	+29%
Dangerous Driving	283	317	+12%

Offence Type	2017	2018	% Change
Mobile Phones	1,334	1,160	-13%
Seatbelts	232	398	+72%
Speed – Intercept	1,645	1,975	+20%
Speed - Non Intercept	8,858	6,894	-22%
Drink Drive Fixed Penalty	66	73	+11%
MIT Checkpoints	2,298	1,947	-15%



Figures to the 31<sup>st</sup> October 2018



## Road Traffic Collisions YTD

	2017*	2018*
<b>Fatal</b>	4	4
<b>Serious Injury</b>	31	38
<b>Minor Injury</b>	197	224
<b>Material Damage</b>	1455	1559



\*YTD up to 30<sup>th</sup> November 2018



## Vehicles Seizures

1,349 vehicles seized YTD.

Dangerous Defective Vehicles

No Tax

No Insurance

37% (386 ) of people who have had their cars taken are linked to Crime Incidents on PULSE such as Burglary, theft, etc. as offenders.





# Proactive Policing

**Proactive Patrols conducted Includes:**

**250 Beat Patrols**

**312 SAP Patrols**

**35 School Patrols**



(For the period 01/06/2018 to 30/11/2018)



## Victims of Crime

For update	2017 Full Year	2018 YTD
Letter 1 - Incident Reported	4,422	3,507
Letter 2 - Investigation Update	584	593
Letter 3 – Investigation Outcome	363	520
Letter 4 - No Person Amenable	2,463	2,404
<b>Total</b>	<b>7,832</b>	<b>6,556</b>



1<sup>st</sup> January 2018 to 28<sup>th</sup> February 2018

Phone Calls

2,733

*\*YTD up to 30<sup>th</sup> November 2018*

*\*\*The Database for Letters 2, 3 & 4 only started to be recorded on 15<sup>th</sup> March 2017.*



# Anti Social Behaviour



**There is an Interagency response been taken to Anti-Social Behaviour issues in an estate in the Naas District.**

**Jointly chaired by the Director of Housing and the Director of Economic, Community & Cultural Development the group includes:-**

- **An Garda Síochána,**
- **Housing Officer, Kildare County Council**
- **The Local Tenant Liaison Officer**
- **The HSE**
- **TUSLA**
- **Kildare Youth Services**
- **Kildare Children and Young Persons Services Committee**



# Kildare Community Policing

## [Kildare.Community@garda.ie](mailto:Kildare.Community@garda.ie)



[www.Facebook.com/Kildare-Garda-Division](http://www.Facebook.com/Kildare-Garda-Division)

All Garda Crime Prevention Advice Available on Garda Website  
[www.garda.ie](http://www.garda.ie)



Garda Twitter [@gardainfo](https://twitter.com/gardainfo) and [@gardatraffic](https://twitter.com/gardatraffic)



---

***Thank You***