

# **Kildare Division JPC Meeting**

## **2<sup>nd</sup> December 2019**

**Crime & Traffic Statistics Qtr 4 2017,  
Qtr 1, 2,3,4 2018 & Qtr 1,2,3 2019**



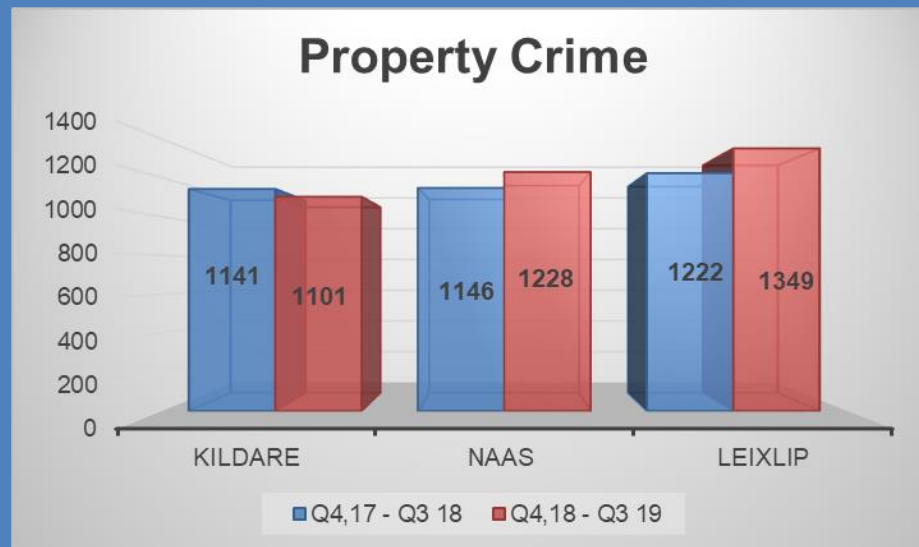
***Presented by Chief Superintendent John B Scanlan***

*Crime counting rules are applied and incident counts are based on date reported.*

# Kildare Division Crime & Traffic Statistics

| Property Crime                    | Q4,17 - Q3 18 | Q4,18 - Q3 19 | Change    |
|-----------------------------------|---------------|---------------|-----------|
| Aggravated Burglary               | 10            | 14            | 40%       |
| Burglary                          | 959           | 952           | -1%       |
| Interfering with Mechanism of MPV | 39            | 45            | 15%       |
| Robbery from the Person           | 22            | 18            | -18%      |
| Theft (Other)                     | 902           | 867           | -4%       |
| Theft from M.P.V.                 | 405           | 462           | 14%       |
| Theft from Person                 | 52            | 54            | 4%        |
| Theft from Shop                   | 741           | 814           | 10%       |
| Unauthorised Taking (Pedal Cycle) | 173           | 170           | -2%       |
| Unauthorised Taking (Vehicle)     | 206           | 282           | 37%       |
| <b>Total Property Crime</b>       | <b>3509</b>   | <b>3678</b>   | <b>5%</b> |

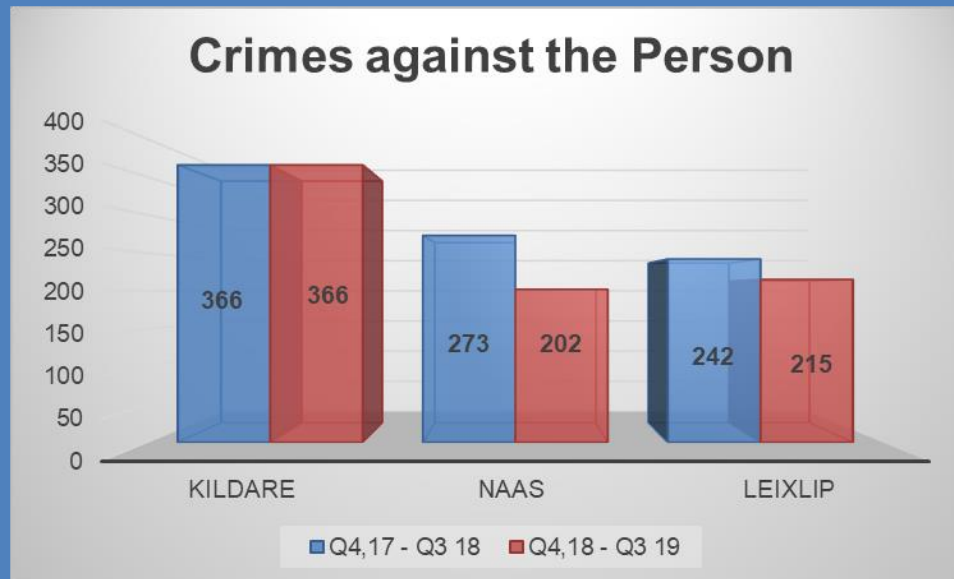
| Property Crime by District | Q4,17 - Q3 18 | Q4,18 - Q3 19 | Change |
|----------------------------|---------------|---------------|--------|
| Kildare                    | 1141          | 1101          | -4%    |
| Naas                       | 1146          | 1228          | 7%     |
| Leixlip                    | 1222          | 1349          | 10%    |



# Kildare Division Crime & Traffic Statistics

| Crimes against the Person                             | Q4,17 - Q3 | Q4,18 - Q3 | Change      |
|---|------------|------------|-------------|
|   | 18         | 19         |             |
| Assault / Obstruction / Resist Arrest - Peace Officer | 10         | 12         | 20%         |
| Assault Causing Harm                                  | 160        | 148        | -8%         |
| Assault Minor   | 571        | 521        | -9%         |
| Harassment  | 48         | 16         | -67%        |
| Menacing Phone Calls                                  | 38         | 38         | 0%          |
| Murder - Threats to Kill or Cause Serious Harm        | 54         | 48         | -11%        |
| <b>Total Crimes against the Person</b>                | <b>881</b> | <b>783</b> | <b>-11%</b> |

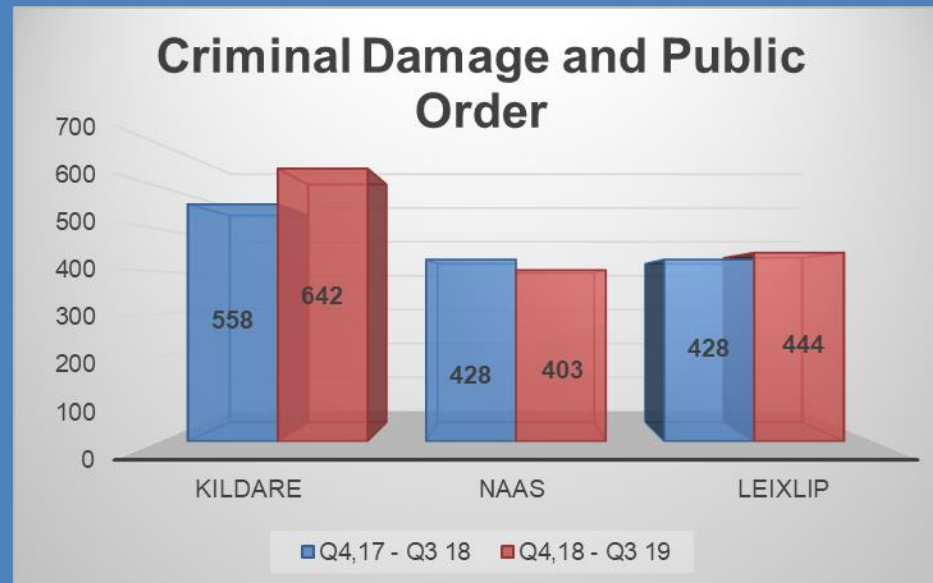
| Crimes against the Person by District | Q4,17 - Q3 | Q4,18 - Q3 | Change |
|---------------------------------------|------------|------------|--------|
|                                       | 18         | 19         |        |
| Kildare                               | 366        | 366        | 0%     |
| Naas                                  | 273        | 202        | -26%   |
| Leixlip                               | 242        | 215        | -11%   |



# Kildare Division Crime & Traffic Statistics

| Criminal Damage and Public Order              | Q4,17 - Q3<br>18 | Q4,18 - Q3<br>19 | Change    |
|---|------------------|------------------|-----------|
| Criminal Damage - (by Fire)                   | 80               | 83               | 4%        |
| Criminal Damage (Not by Fire)                 | 705              | 645              | -9%       |
| Drunkenness Offences                          | 197              | 296              | 50%       |
| Public Order Offences                         | 432              | 465              | 8%        |
| <b>Total Criminal Damage and Public Order</b> | <b>1414</b>      | <b>1489</b>      | <b>5%</b> |

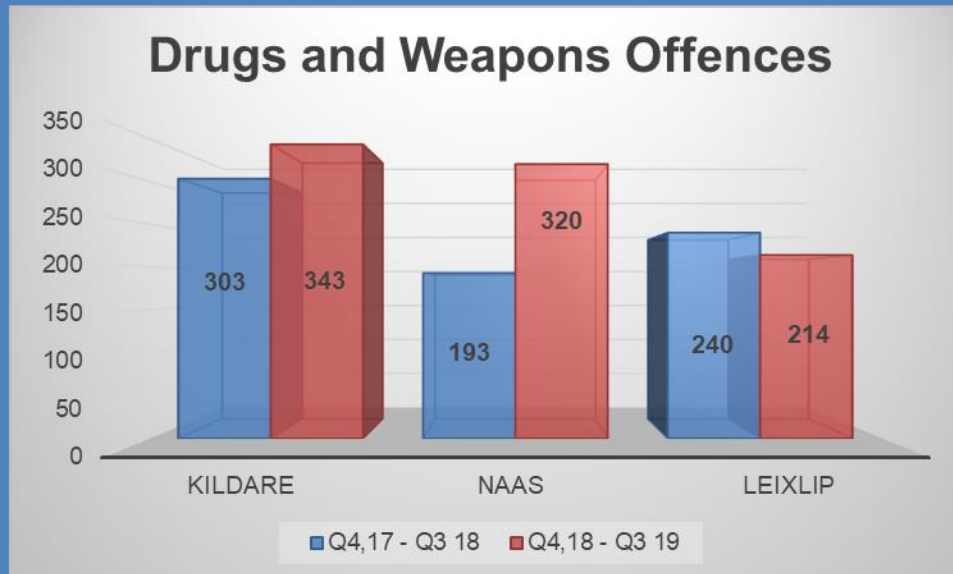
| Criminal Damage and Public Order by District | Q4,17 - Q3<br>18 | Q4,18 - Q3<br>19 | Change |
|--|------------------|------------------|--------|
| Kildare                                      | 558              | 642              | 15%    |
| Naas   | 428              | 403              | -6%    |
| Leixlip                                      | 428              | 444              | 4%     |



# Kildare Division Crime & Traffic Statistics

| Drugs and Weapons Offences              | Q4,17 - Q3 | Q4,18 - Q3 | Change     |
|---|------------|------------|------------|
|   | 18         | 19         |            |
| Cultivation or manufacture of drugs     | 8          | 12         | 50%        |
| Possession of drugs for sale or supply  | 145        | 179        | 23%        |
| Possession of a firearm                 | 10         | 14         | 40%        |
| Possession of offensive weapons         | 85         | 70         | -18%       |
| Simple Possession                       | 488        | 602        | 23%        |
| <b>Total Drugs and Weapons offences</b> | <b>736</b> | <b>877</b> | <b>19%</b> |

| Drugs and Weapons offences by District | Q4,17 - Q3 | Q4,18 - Q3 | Change |
|--|------------|------------|--------|
|  | 18         | 19         |        |
| Kildare                                | 303        | 343        | 13%    |
| Naas                                   | 193        | 320        | 66%    |
| Leixlip                                | 240        | 214        | -11%   |



# Kildare Division Crime & Traffic Statistics

| Traffic                                | Q4,17 - Q3 18 | Q4,18 - Q3 19 | Change     |
|--|---------------|---------------|------------|
|  | 18            | 19            |            |
| Intoxicated Driving a Vehicle          | 345           | 313           | -9%        |
| Intoxicated IN CHARGE of a Vehicle     | 27            | 18            | -33%       |
| Traffic Collision FATAL                | 7             | 3             | -57%       |
| Traffic Collision MATERIAL DAMAGE ONLY | 1745          | 1740          | 0%         |
| Traffic Collision NON SERIOUS INJURY   | 228           | 197           | -14%       |
| Traffic Collision SERIOUS INJURY       | 47            | 67            | 43%        |
| <b>Total Traffic</b>                   | <b>2399</b>   | <b>2338</b>   | <b>-3%</b> |

| Traffic Collisions by District | Q4,17 - Q3 18 | Q4,18 - Q3 19 | Change |
|--------------------------------|---------------|---------------|--------|
|                                | 18            | 19            |        |
| Kildare                        | 773           | 748           | -3%    |
| Naas                           | 1021          | 994           | -3%    |
| Leixlip                        | 605           | 596           | -1%    |

