

# **Kildare Division JPC Meeting**

## **6<sup>th</sup> December 2021**

### **Crime & Traffic Statistics Qtr 3 2020 & Qtr 3 2021**



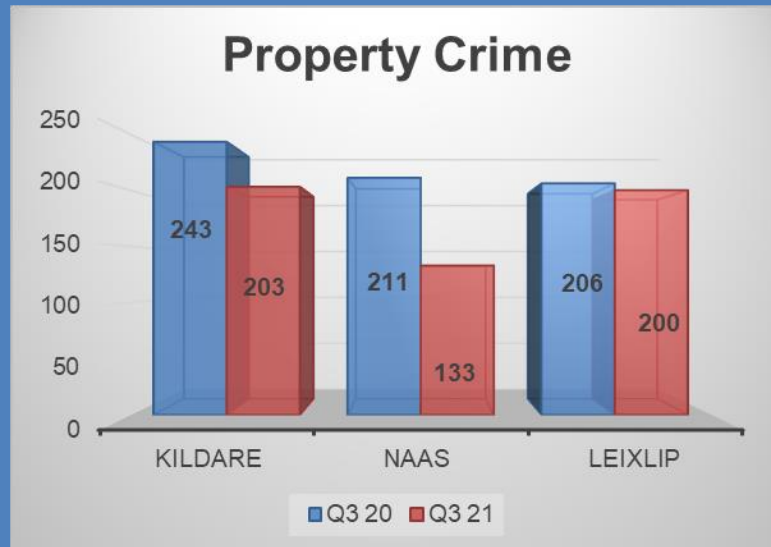
***Presented by Chief Superintendent John B Scanlan***

*Crime counting rules are applied and incident counts are based on date reported.*

# Kildare Division Crime & Traffic Statistics

Property Crime	Q3 20	Q3 21	Change
Aggravated Burglary	3	5	67%
Burglary	116	85	-27%
Interfering with Mechanism of MPV	17	4	-76%
Robbery from the Person	2	1	-50%
Theft (Other)	116	106	-9%
Theft from M.P.V.	92	52	-43%
Theft from Person	5	6	20%
Theft from Shop	199	193	-3%
Unauthorised Taking (Pedal Cycle)	53	47	-11%
Unauthorised Taking (Vehicle)	57	37	-35%
<b>Total Property Crime</b>	<b>660</b>	<b>536</b>	<b>-19%</b>

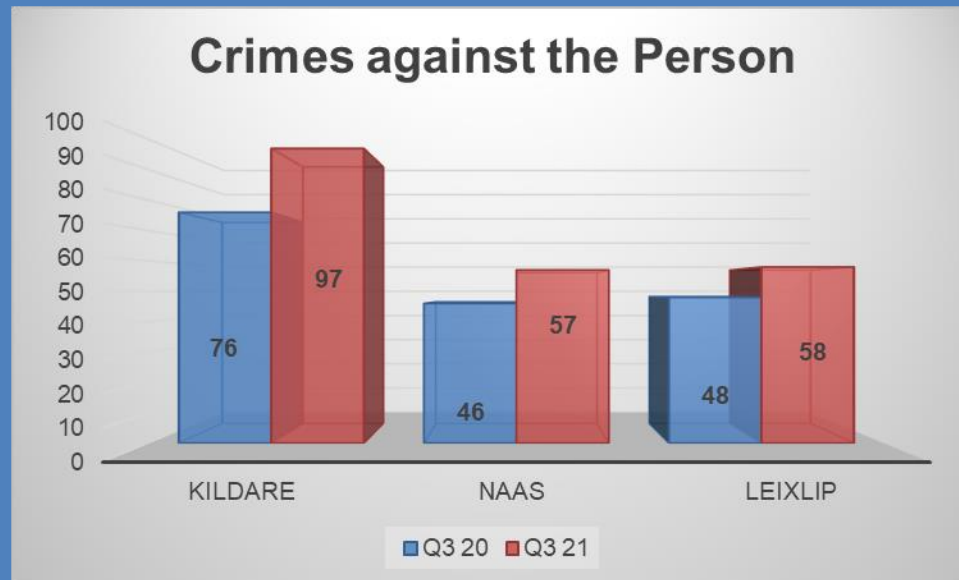
Property Crime by District	Q3 20	Q3 21	Change
Kildare	243	203	-16%
Naas	211	133	-37%
Leixlip	206	200	-3%



# Kildare Division Crime & Traffic Statistics

Crimes against the Person	Q3 20	Q3 21	Change
Assault / Obstruction / Resist Arrest - Peace Officer	6	6	0%
Assault Causing Harm	32	38	19%
Assault Minor	108	139	29%
Harassment	4	5	25%
Menacing Phone Calls	9	5	-80%
Murder - Threats to Kill or Cause Serious Harm	15	19	27%
<b>Total Crimes against the Person</b>	<b>174</b>	<b>212</b>	<b>22%</b>

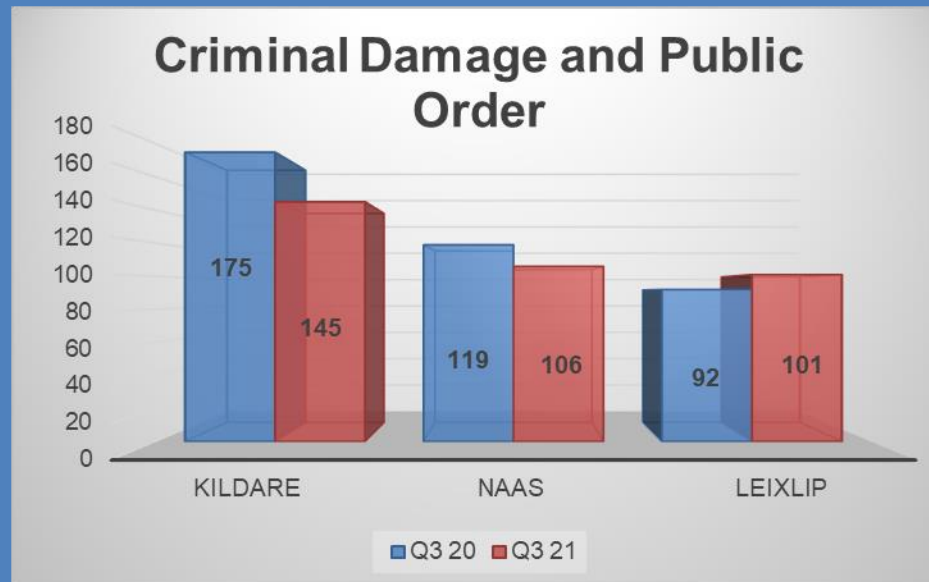
Crimes against the Person by District	Q3 20	Q3 21	Change
Kildare	76	97	28%
Naas	46	57	24%
Leixlip	48	58	21%



# Kildare Division Crime & Traffic Statistics

Criminal Damage and Public Order	Q3 20	Q3 21	Change
Criminal Damage - (by Fire)	23	19	-17%
Criminal Damage (Not by Fire)	163	163	0%
Drunkenness Offences	80	72	-10%
Public Order Offences	120	98	-18%
<b>Total Criminal Damage and Public Order</b>	<b>386</b>	<b>352</b>	<b>-9%</b>

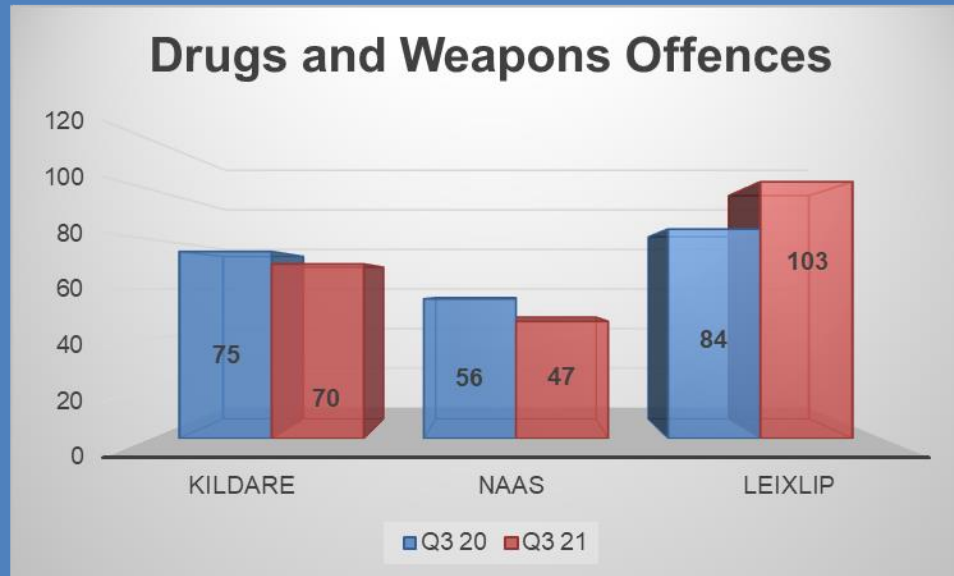
Criminal Damage and Public Order by District	Q3 20	Q3 21	Change
Kildare	175	145	-17%
Naas	119	106	-11%
Leixlip	92	101	10%



# Kildare Division Crime & Traffic Statistics

Drugs and Weapons Offences	Q3 20	Q3 21	Change
Cultivation or manufacture of drugs	5	2	-60%
Possession of drugs for sale or supply	38	28	-26%
Possession of a firearm	0	0	0%
Possession of offensive weapons	18	18	0%
Simple Possession	154	172	12%
<b>Total Drugs and Weapons offences</b>	<b>215</b>	<b>220</b>	<b>2%</b>

Drugs and Weapons offences by District	Q3 20	Q3 21	Change
Kildare	75	70	-7%
Naas	56	47	-16%
Leixlip	84	103	23%



# Kildare Division Crime & Traffic Statistics

Traffic	Q3 20	Q3 21	Change
Intoxicated Driving a Vehicle	49	66	35%
Intoxicated IN CHARGE of a Vehicle	8	6	-25%
Traffic Collision FATAL	0	5	500%
Traffic Collision MATERIAL DAMAGE ONLY	346	460	33%
Traffic Collision NON SERIOUS INJURY	40	48	20%
Traffic Collision SERIOUS INJURY	12	17	42%
<b>Total Traffic</b>	<b>455</b>	<b>602</b>	<b>32%</b>

Traffic Collisions by District	Q3 20	Q3 21	Change
Kildare	167	223	34%
Naas	168	179	7%
Leixlip	120	148	23%

