

Kildare Division JPC Meeting

2nd March 2020

Crime & Traffic Statistics

Qtr. 4 2018, & Qtr. 4 2019



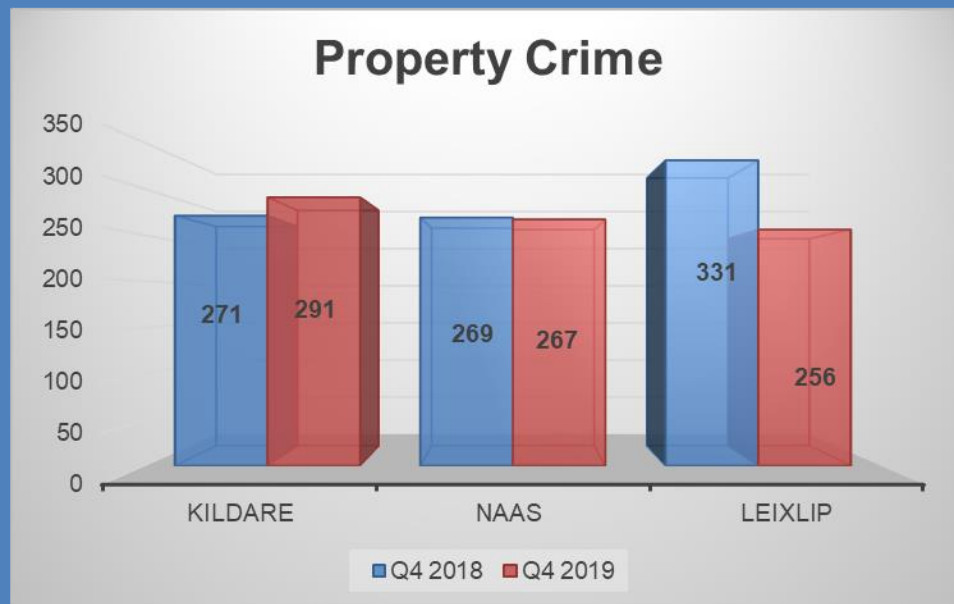
Presented by Superintendent Gerard Wall, Leixlip

Crime counting rules are applied and incident counts are based on date reported.

Kildare Division Crime & Traffic Statistics

| Property Crime | Q4 2018 | Q4 2019 | Change |
|-----------------------------------|------------|------------|------------|
| Aggravated Burglary | 3 | 3 | 0% |
| Burglary | 253 | 272 | 8% |
| Interfering with Mechanism of MPV | 14 | 4 | -71% |
| Robbery from the Person | 6 | 0 | -100% |
| Theft (Other) | 182 | 187 | 3% |
| Theft from M.P.V. | 94 | 84 | -11% |
| Theft from Person | 13 | 13 | 0% |
| Theft from Shop | 182 | 184 | 1% |
| Unauthorised Taking (Pedal Cycle) | 45 | 32 | -29% |
| Unauthorised Taking (Vehicle) | 79 | 35 | -56% |
| Total Property Crime | 871 | 814 | -7% |

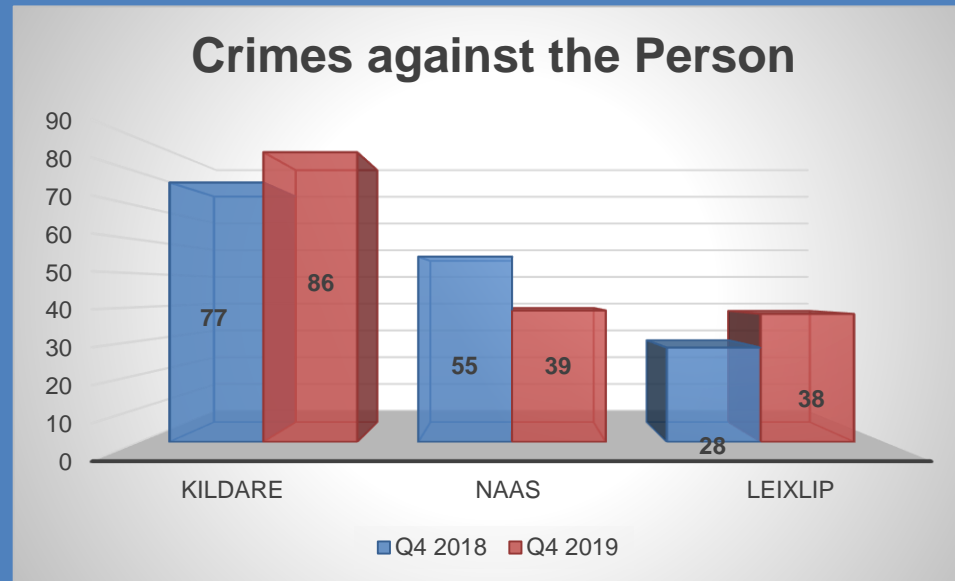
| Property Crime by District | Q4 2018 | Q4 2019 | Change |
|----------------------------|---------|---------|--------|
| Kildare | 271 | 291 | 7% |
| Naas | 269 | 267 | -1% |
| Leixlip | 331 | 256 | -23% |



Kildare Division Crime & Traffic Statistics

| Crimes against the Person | Q4 2018 | Q4 2019 | Change |
|---|------------|------------|-----------|
| Assault / Obstruction / Resist Arrest - Peace Officer | 1 | 5 | 400% |
| Assault Causing Harm | 43 | 42 | -2% |
| Assault Minor | 114 | 113 | -1% |
| Harassment | 2 | 3 | 50% |
| Menacing Phone Calls | 0 | 0 | 0% |
| Murder - Threats to Kill or Cause Serious Harm | 0 | 0 | 0% |
| Total Crimes against the Person | 160 | 163 | 2% |

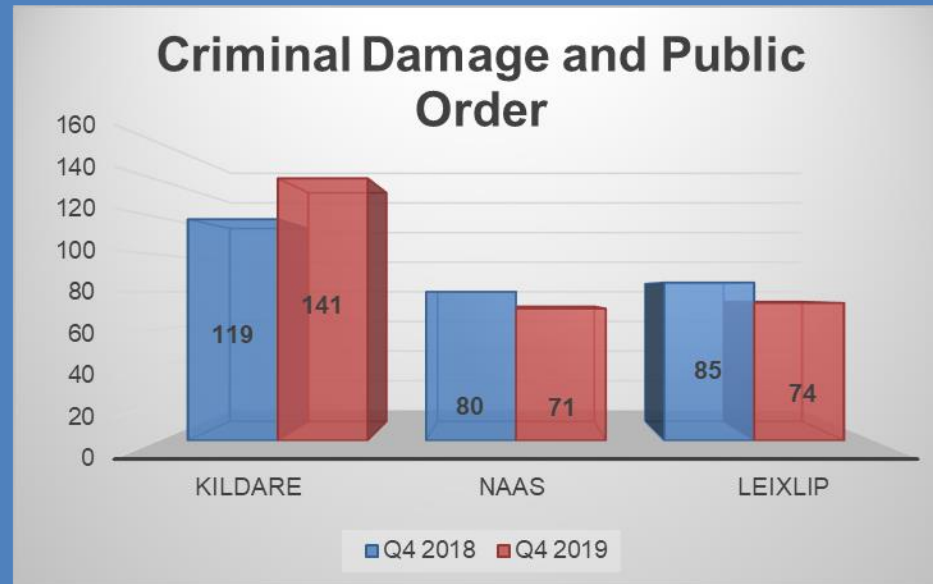
| Crimes against the Person by District | Q4 2018 | Q4 2019 | Change |
|---------------------------------------|---------|---------|--------|
| Kildare | 77 | 86 | 12% |
| Naas | 55 | 39 | -29% |
| Leixlip | 28 | 38 | 36% |



Kildare Division Crime & Traffic Statistics

| Criminal Damage and Public Order | Q4 2018 | Q4 2019 | Change |
|---|----------------|----------------|---------------|
| Criminal Damage - (by Fire) | 23 | 19 | -17% |
| Criminal Damage (Not by Fire) | 155 | 150 | -3% |
| Drunkenness Offences | 0 | 0 | 0% |
| Public Order Offences | 106 | 117 | 10% |
| Total Criminal Damage and Public Order | 284 | 286 | 1% |

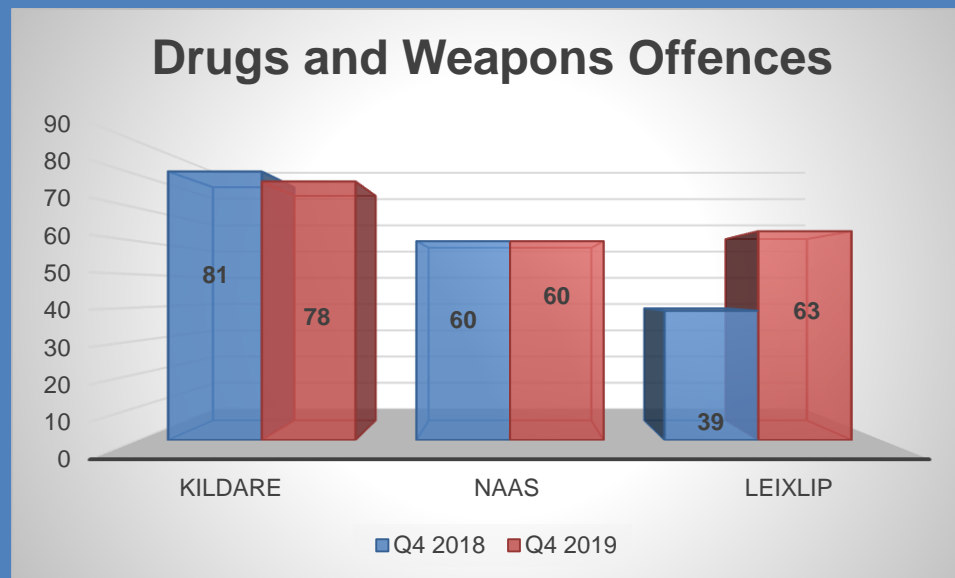
| Criminal Damage and Public Order by District | Q4 2018 | Q4 2019 | Change |
|---|----------------|----------------|---------------|
| Kildare | 119 | 141 | 18% |
| Naas | 80 | 71 | -11% |
| Leixlip | 85 | 74 | -13% |



Kildare Division Crime & Traffic Statistics

| Drugs and Weapons Offences | Q4 2018 | Q4 2019 | Change |
|---|------------|------------|------------|
| Cultivation or manufacture of drugs | 2 | 2 | 0% |
| Possession of drugs for sale or supply | 43 | 47 | 9% |
| Possession of a firearm | 2 | 0 | -100% |
| Possession of offensive weapons | 21 | 17 | -19% |
| Simple Possession | 112 | 134 | 20% |
| Total Drugs and Weapons offences | 180 | 201 | 12% |

| Drugs and Weapons offences by District | Q4 2018 | Q4 2019 | Change |
|--|---------|---------|--------|
| Kildare | 81 | 78 | -4% |
| Naas | 60 | 60 | 0% |
| Leixlip | 39 | 63 | 62% |



Kildare Division Crime & Traffic Statistics

| Traffic | Q4 2018 | Q4 2019 | Change |
|--|------------|------------|------------|
| Intoxicated Driving a Vehicle | 100 | 82 | -18% |
| Intoxicated IN CHARGE of a Vehicle | 5 | 8 | 60% |
| Traffic Collision FATAL | 0 | 1 | 100% |
| Traffic Collision MATERIAL DAMAGE ONLY | 470 | 454 | -3% |
| Traffic Collision NON SERIOUS INJURY | 53 | 50 | -6% |
| Traffic Collision SERIOUS INJURY | 25 | 12 | -52% |
| Total Traffic | 653 | 607 | -7% |

| Traffic Collisions by District | Q4 2018 | Q4 2019 | Change |
|--------------------------------|---------|---------|--------|
| Kildare | 203 | 202 | 15% |
| Naas | 272 | 233 | 1% |
| Leixlip | 178 | 172 | 22% |

