

Kildare Division JPC Meeting

2nd September 2019



Crime & Traffic Statistics Qtr 1 & 2

2018 and 2019

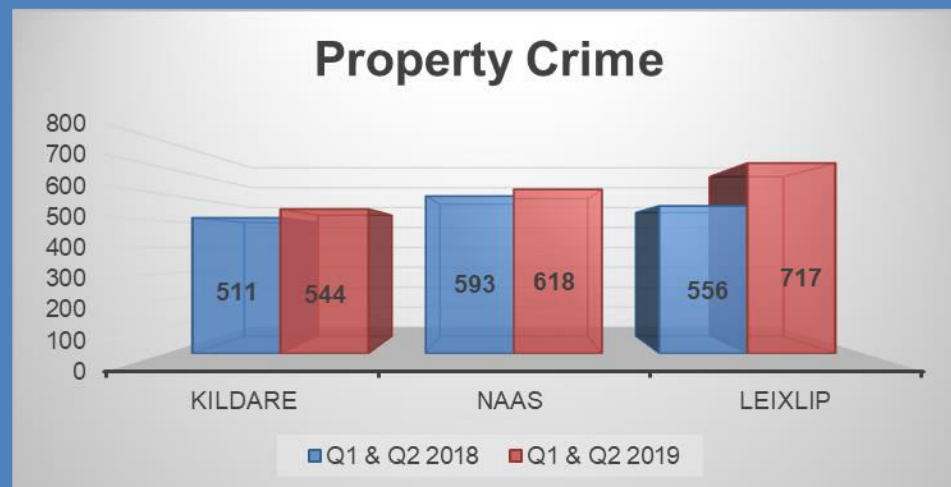
Presented by Chief Superintendent John B Scanlan

Crime counting rules are applied and incident counts are based on date reported.

Kildare Division Crime & Traffic Statistics

Property Crime	Q1 & Q2 2018	Q1 & Q2 2019	Change
Aggravated Burglary	5	7	40%
Burglary	452	476	5%
Interfering with Mechanism of MPV	21	18	-14%
Robbery from the Person	7	9	29%
Theft (Other)	445	474	7%
Theft from M.P.V.	172	236	37%
Theft from Person	23	34	48%
Theft from Shop	366	420	15%
Unauthorised Taking (Pedal Cycle)	68	74	9%
Unauthorised Taking (Vehicle)	101	131	30%
Total Property Crime	1660	1879	30%

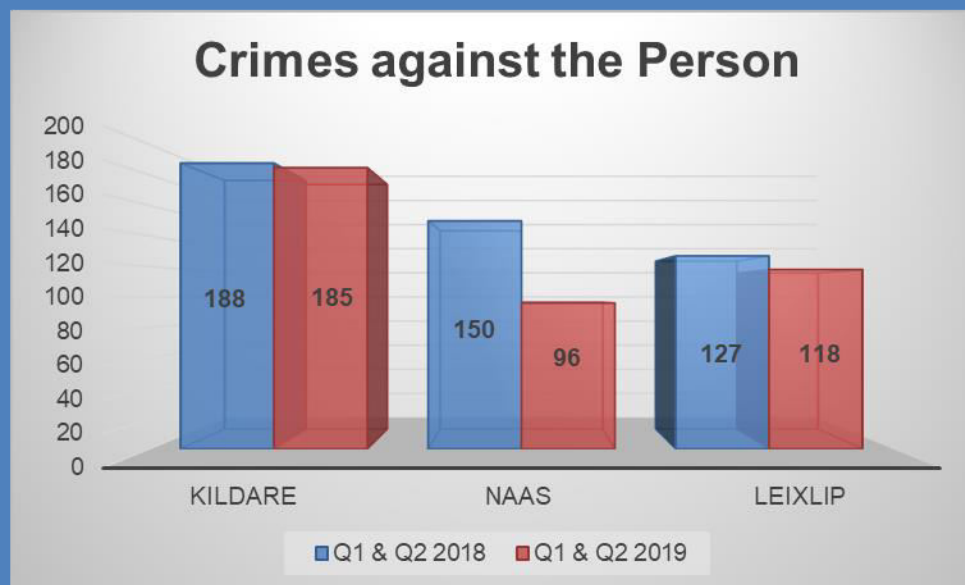
Property Crime by District	Q1 & Q2 2018	Q1 & Q2 2019	Change
Kildare	511	544	6%
Naas	593	618	4%
Leixlip	556	717	29%



Kildare Division Crime & Traffic Statistics

Crimes against the Person	Q1 & Q2 2018	Q1 & Q2 2019	Change
Assault / Obstruction / Resist Arrest - Peace Officer	7	7	0%
Assault Causing Harm	84	74	-12%
Assault Minor	300	269	-10%
Harassment	23	9	-61%
Menacing Phone Calls	20	17	-15%
Murder - Threats to Kill or Cause Serious Harm	31	23	-26%
Total Crimes against the Person	465	399	-14%

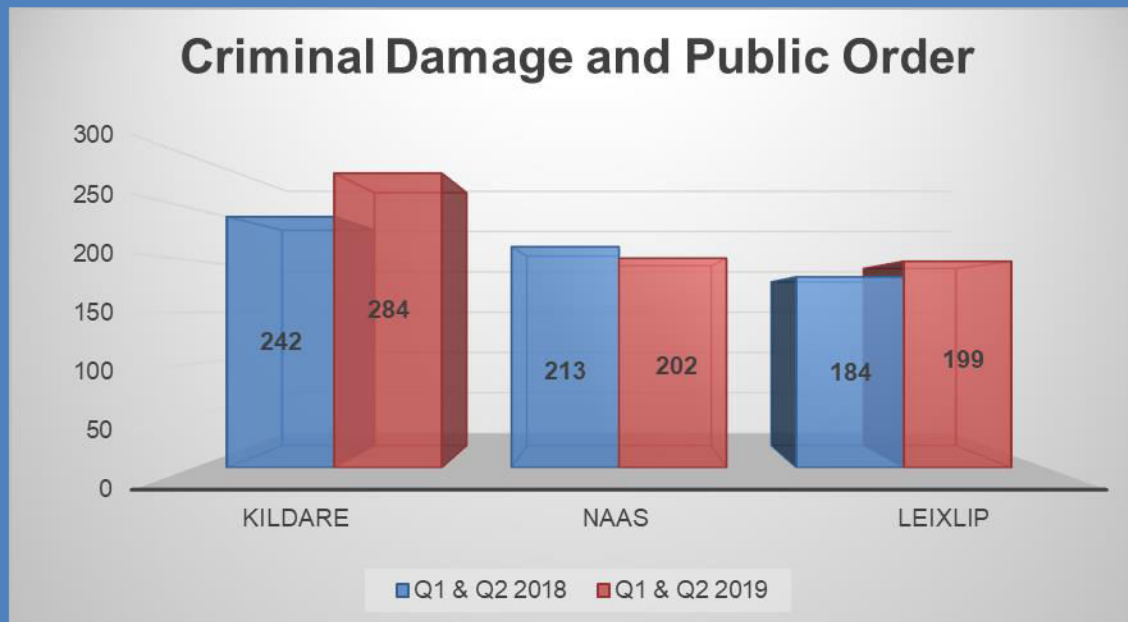
Crimes against the Person by District	Q1 & Q2 2018	Q1 & Q2 2019	Change
Kildare	188	185	-2%
Naas	150	96	-36%
Leixlip	127	118	-7%



Kildare Division Crime & Traffic Statistics

Criminal Damage and Public Order	Q1 & Q2 2018	Q1 & Q2 2019	Change
Criminal Damage - (by Fire)	46	34	-26%
Criminal Damage (Not by Fire)	335	338	1%
Drunkenness Offences	60	84	40%
Public Order Offences	198	229	16%
Total Criminal Damage and Public Order	639	685	7%

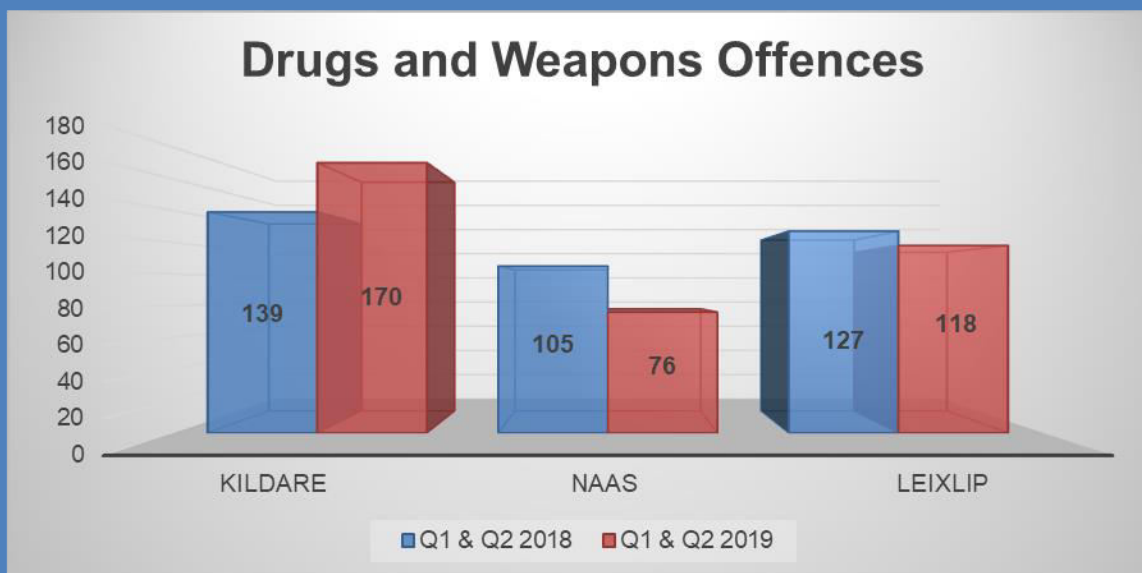
Criminal Damage and Public Order by District	Q1 & Q2 2018	Q1 & Q2 2019	Change
Kildare	242	284	17%
Naas	213	202	-5%
Leixlip	184	199	8%



Kildare Division Crime & Traffic Statistics

Drugs and Weapons offences	Q1 & Q2 2018	Q1 & Q2 2019	Change
Cultivation or manufacture of drugs	2	7	250%
Possession of drugs for sale or supply	70	88	26%
Possession of a firearm	6	8	33%
Possession of offensive weapons	39	34	-13%
Simple Possession	254	227	-11%
Total Drugs and Weapons offences	371	364	-2%

Drugs and Weapons offences	Q1 & Q2 2018	Q1 & Q2 2019	Change
Kildare	139	170	22%
Naas	105	76	-28%
Leixlip	127	118	-7%



Kildare Division Crime & Traffic Statistics

Traffic	Q1 & Q2 2018	Q1 & Q2 2019	Change
Intoxicated Driving a Vehicle	197	143	-27%
Intoxicated IN CHARGE of a Vehicle	15	10	-33%
Traffic Collision FATAL	4	3	-25%
Traffic Collision MATERIAL DAMAGE ONLY	865	865	0%
Traffic Collision NON SERIOUS INJURY	119	108	-9%
Traffic Collision SERIOUS INJURY	18	20	11%
Total Traffic	1218	1149	-6%

Traffic Collisions by District	Q1 & Q2 2018	Q1 & Q2 2019	Change
Kildare	376	370	-2%
Naas	535	491	-8%
Leixlip	307	288	-6%

