

Kildare Division JPC Meeting 13th June 2022

Crime & Traffic Statistics Qtr. 1 2021, & Qtr. 1 2022



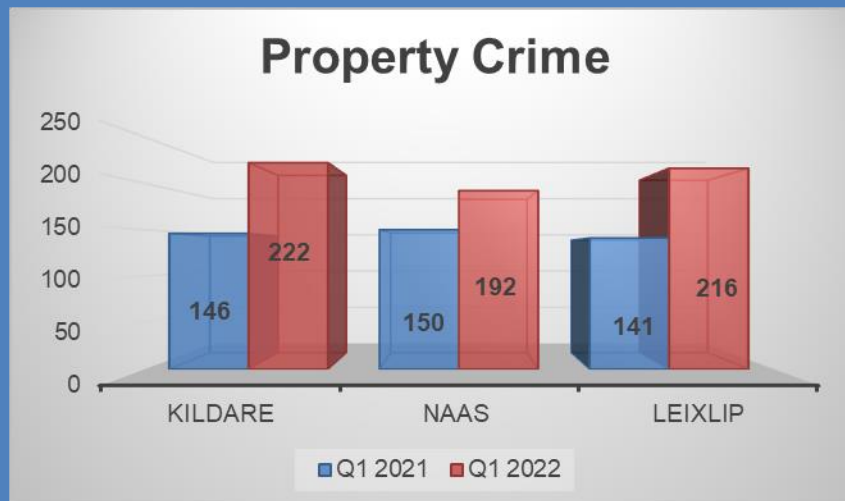
Presented by Chief Superintendent John Scanlan, Kildare

Crime counting rules are applied and incident counts are based on date reported.

Kildare Division Crime & Traffic Statistics

Property Crime	Q1 2021	Q1 2022	Change
Aggravated Burglary	5	3	-40%
Burglary	97	126	30%
Interfering with Mechanism of MPV	4	8	100%
Robbery from the Person	2	7	250%
Theft (Other)	106	130	23%
Theft from M.P.V.	39	75	92%
Theft from Person	2	4	100%
Theft from Shop	152	221	45%
Unauthorised Taking (Pedal Cycle)	14	24	71%
Unauthorised Taking (Vehicle)	16	32	100%
Total Property Crime	437	630	44%

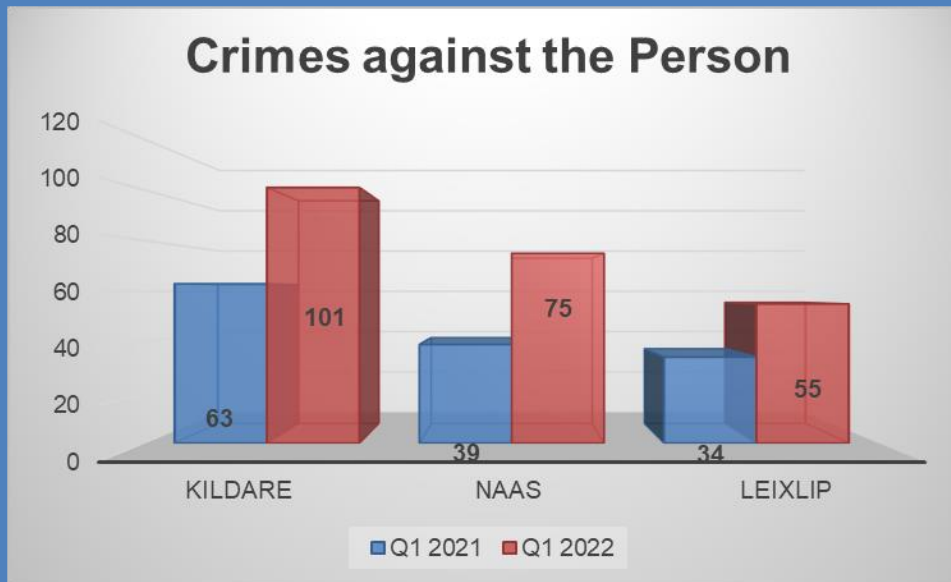
Property Crime by District	Q1 2021	Q1 2022	Change
Kildare	146	222	52%
Naas	150	192	28%
Leixlip	141	216	53%



Kildare Division Crime & Traffic Statistics

Crimes against the Person	Q1 2021	Q2 2022	Change
Assault / Obstruction / Resist Arrest - Peace Officer	6	5	-17%
Assault Causing Harm	33	70	112%
Assault Minor	91	134	47%
Harassment	6	7	17%
Menacing Phone Calls	0	0	0%
Murder - Threats to Kill or Cause Serious Harm	0	15	150%
Total Crimes against the Person	136	231	70%

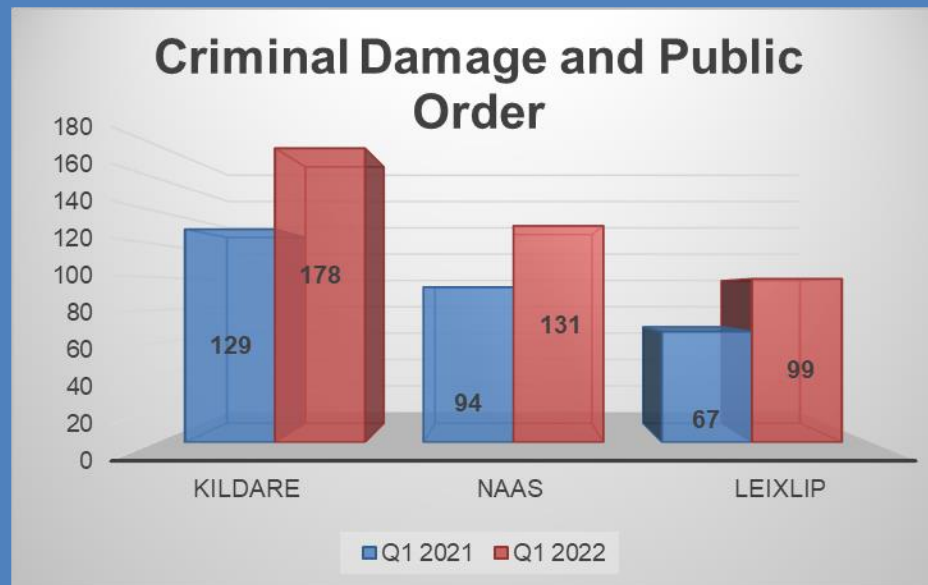
Crimes against the Person by District	Q1 2021	Q1 2022	Change
Kildare	63	101	60%
Naas	39	75	92%
Leixlip	34	55	62%



Kildare Division Crime & Traffic Statistics

Criminal Damage and Public Order	Q1 2021	Q1 2022	Change
Criminal Damage - (by Fire)	11	17	55%
Criminal Damage (Not by Fire)	121	167	38%
Drunkenness Offences	66	100	52%
Public Order Offences	92	124	35%
Total Criminal Damage and Public Order	290	408	41%

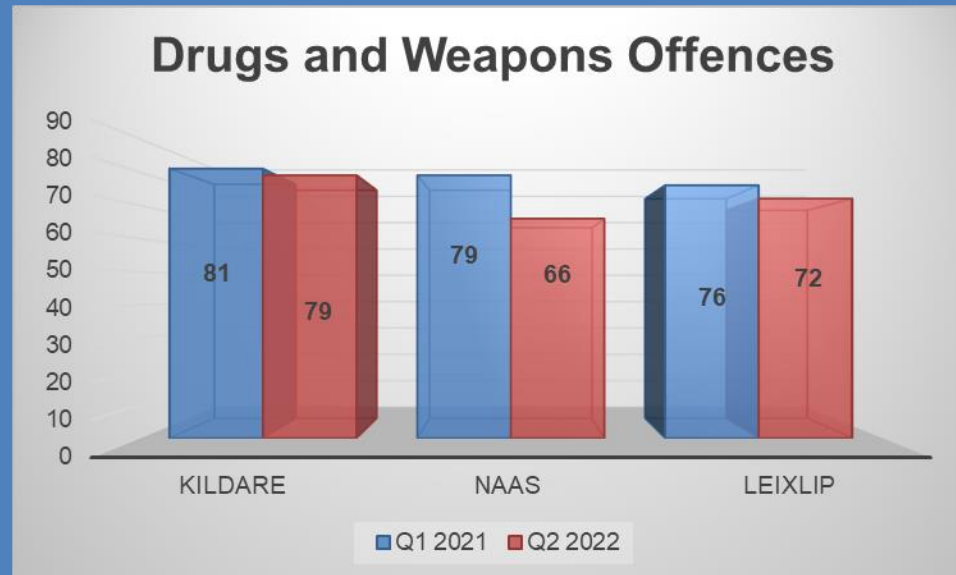
Criminal Damage and Public Order by District	Q1 2021	Q1 2022	Change
Kildare	129	178	38%
Naas	94	131	39%
Leixlip	67	99	48%



Kildare Division Crime & Traffic Statistics

Drugs and Weapons Offences	Q1 2021	Q1 2022	Change
Cultivation or manufacture of drugs	0	0	0%
Possession of drugs for sale or supply	52	34	-35%
Possession of a firearm	2	3	50%
Possession of offensive weapons	15	12	-20%
Simple Possession	167	168	1%
Total Drugs and Weapons offences	236	217	-8%

Drugs and Weapons offences by District	Q1 2021	Q2 2022	Change
Kildare	81	79	-2%
Naas	79	66	-16%
Leixlip	76	72	-5%



Kildare Division Crime & Traffic Statistics

Traffic	Q1 2021	Q1 2022	Change
Intoxicated Driving a Vehicle	44	60	36%
Intoxicated IN CHARGE of a Vehicle	8	16	100%
Traffic Collision FATAL	0	1	100%
Traffic Collision MATERIAL DAMAGE ONLY	246	456	85%
Traffic Collision NON SERIOUS INJURY	26	32	23%
Traffic Collision SERIOUS INJURY	8	14	75%
Total Traffic	332	579	74%

Traffic Collisions by District	Q1 2021	Q1 2022	Change
Kildare	110	201	83%
Naas	133	228	71%
Leixlip	89	150	69%

