

Kildare Division JPC Meeting June 12th 2023

Crime & Traffic Statistics Qtr 1 2022 & Qtr 1 2023



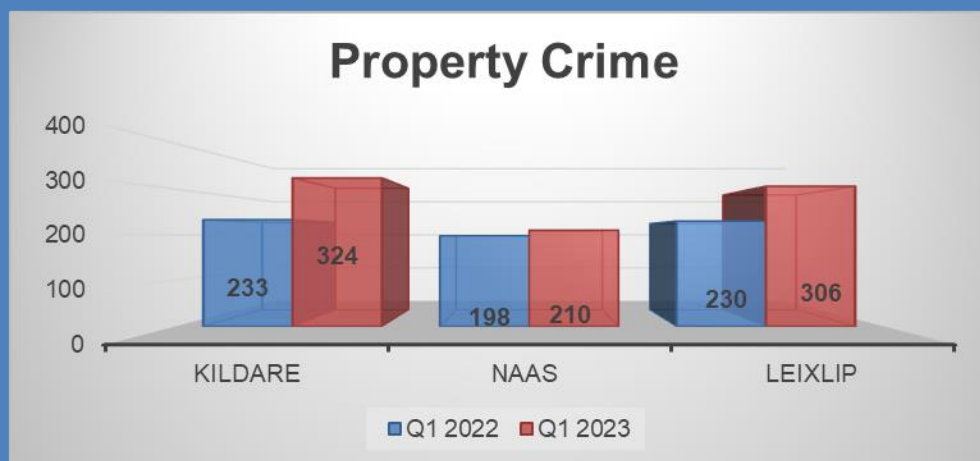
Presented by Superintendent Oliver Henry

Crime counting rules are applied and incident counts are based on date reported.

Kildare Division Crime & Traffic Statistics

Property Crime	Q1 2022	Q1 2023	Change
Aggravated Burglary	3	3	0%
Burglary	128	131	2%
Interfering with Mechanism of MPV	8	29	263%
Robbery from the Person	8	9	13%
Theft (Other)	152	210	38%
Theft from M.P.V.	76	67	-11%
Theft from Person	4	12	200%
Theft from Shop	221	287	30%
Unauthorised Taking (Pedal Cycle)	24	44	83%
Unauthorised Taking (Vehicle)	37	48	30%
Total Property Crime	661	840	27%

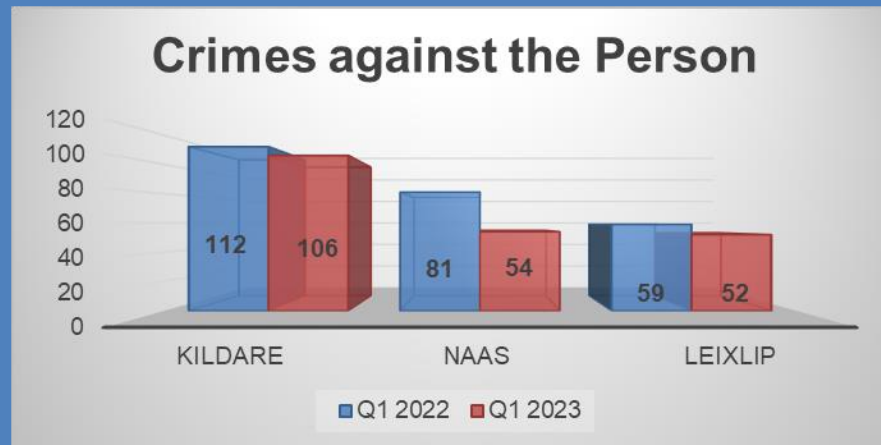
Property Crime by District	Q1 2022	Q1 2023	Change
Kildare	233	344	48%
Naas	198	210	6%
Leixlip	230	306	33%



Kildare Division Crime & Traffic Statistics

Crimes against the Person	Q1 2022	Q1 2023	Change
Assault / Obstruction / Resist Arrest - Peace Officer	5	1	-80%
Assault Causing Harm	72	39	-46%
Assault Minor	137	139	1%
Harassment	11	9	-18%
Menacing Phone Calls	7	6	-14%
Murder - Threats to Kill or Cause Serious Harm	20	18	-10%
Total Crimes against the Person	252	212	-16%

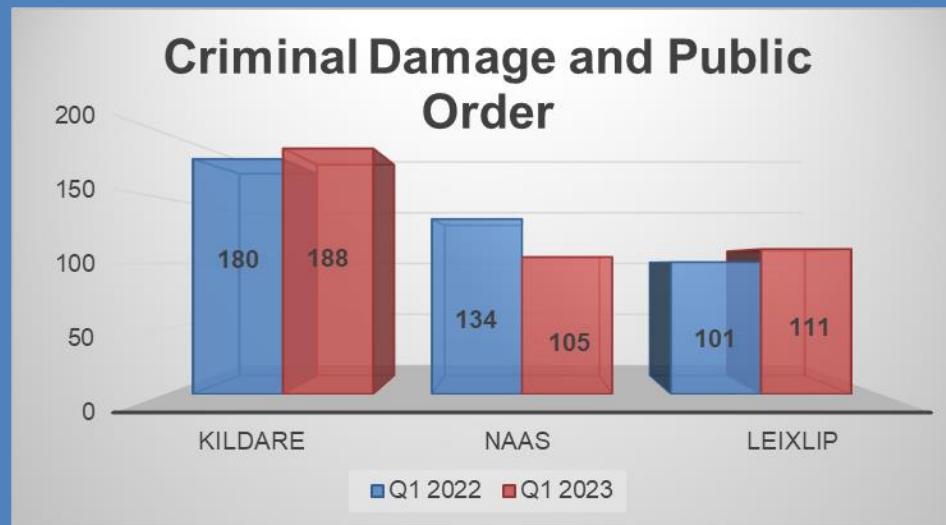
Crimes Against the Persons by District	Q1 22	Q123	Change
Kildare	112	106	-5%
Naas	81	54	-33%
Leixlip	59	52	-12%



Kildare Division Crime & Traffic Statistics

Criminal Damage and Public Order	Q1 22	Q1 23	Change
Criminal Damage - (by Fire)	16	10	-38%
Criminal Damage (Not by Fire)	171	205	20%
Drunkenness Offences	102	80	-22%
Public Order Offences	126	109	-13%
Total Criminal Damage and Public Order	415	404	-3%

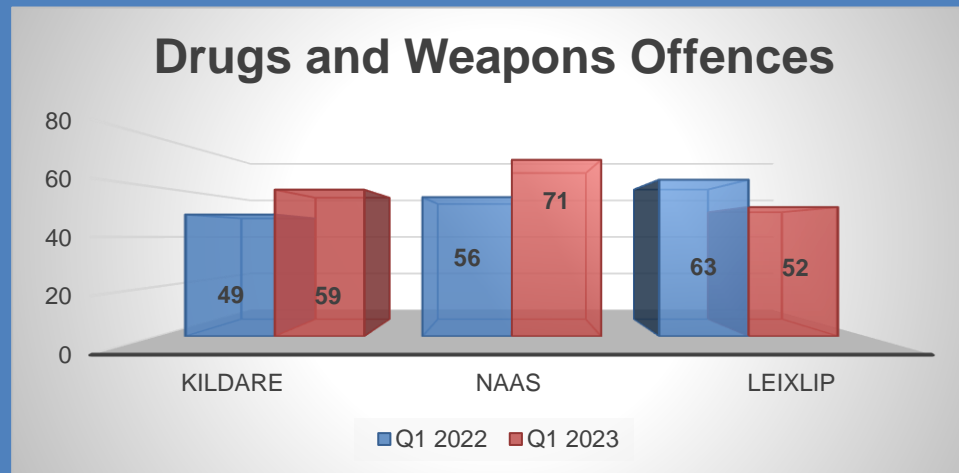
Criminal Damage and Public Order by District	Q1 22	Q1 23	Change
Kildare	180	188	4%
Naas	134	105	-22%
Leixlip	101	111	10%



Kildare Division Crime & Traffic Statistics

Drugs and Weapons Offences	Q1 22	Q1 23	Change
Cultivation or manufacture of drugs	0	0	0%
Possession of drugs for sale or supply	34	35	3%
Possession of a firearm	3	0	-100%
Possession of offensive weapons	14	23	64%
Simple Possession	168	182	8%
Total Drugs and Weapons offences	219	240	10%

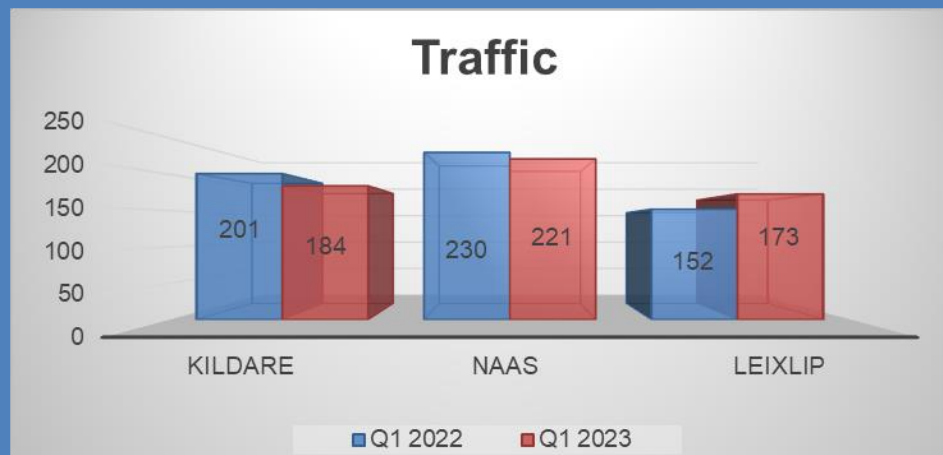
Drugs and Weapons offences by District	Q1 22	Q1 23	Change
Kildare	49	59	20%
Naas	56	71	27%
Leixlip	63	52	-17%



Kildare Division Crime & Traffic Statistics

Traffic	Q1 22	Q1 23	Change
Intoxicated Driving a Vehicle	59	41	-31%
Intoxicated IN CHARGE of a Vehicle	15	9	-40%
Traffic Collision FATAL	1	0	-100%
Traffic Collision MATERIAL DAMAGE ONLY	462	476	3%
Traffic Collision NON SERIOUS INJURY	29	41	41%
Traffic Collision SERIOUS INJURY	17	11	-35%
Total Traffic	583	578	-1%

Traffic Collisions by District	Q1 22	Q1 23	Change
Kildare	201	184	-8%
Naas	230	221	-4%
Leixlip	152	173	14%



Kildare Division Crime & Traffic Statistics

Domestic Violence	Q1 22	Q1 23	Change
Breach of Barring Order	1	0	-100%
Breach of Protection Order	20	33	65%
Breach of Safety Order	8	16	100%
Breach of Interim Barring Order	0	0	0%
Coercive Control	0	0	0%
Total Domestic	29	49	69%

Domestic Violence by District	Q1 22	Q1 23	Change
Kildare	10	24	140%
Naas	11	19	73%
Leixlip	8	16	100%

