

# **Kildare Division JPC Meeting**

## **March 6<sup>th</sup> 2023**

### **Crime & Traffic Statistics Qtr 4 2021 & Qtr 4 2022**



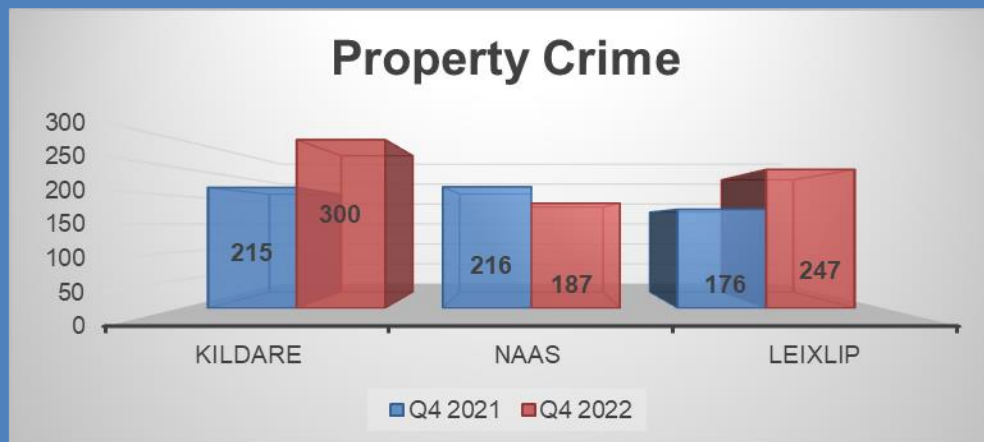
***Presented by Chief Superintendent John B Scanlan***

*Crime counting rules are applied and incident counts are based on date reported.*

# Kildare Division Crime & Traffic Statistics

Property Crime	Q4 2021	Q4 22	Change
Aggravated Burglary	2	3	50%
Burglary	118	121	3%
Interfering with Mechanism of MPV	12	23	92%
Robbery from the Person	6	9	50%
Theft (Other)	125	153	22%
Theft from M.P.V.	71	79	11%
Theft from Person	8	4	-50%
Theft from Shop	213	276	30%
Unauthorised Taking (Pedal Cycle)	25	15	-40%
Unauthorised Taking (Vehicle)	27	51	89%
<b>Total Property Crime</b>	<b>607</b>	<b>734</b>	<b>21%</b>

Property Crime by District	Q4 21	Q4 22	Change
Kildare	215	300	40%
Naas	216	187	-13%
Leixlip	176	247	40%

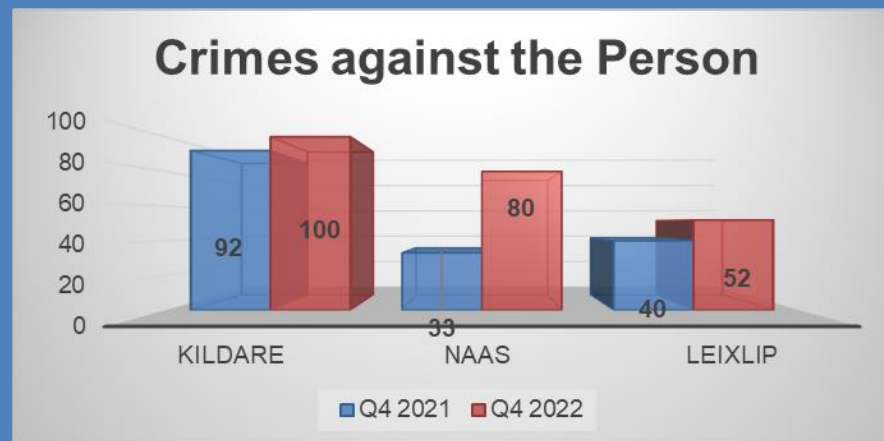


# Kildare Division Crime & Traffic Statistics

Crimes against the Person	Q4 21	Q4 22	Change
Assault / Obstruction / Resist Arrest - Peace Officer	8	3	-63%
Assault Causing Harm	41	45	10%
Assault Minor	105	143	36%
Harassment	5	8	60%
Menacing Phone Calls	6	10	67%
Murder - Threats to Kill or Cause Serious Harm	0	23	23%
<b>Total Crimes against the Person</b>	<b>165</b>	<b>232</b>	<b>41%</b>

Crimes Against the Persons by District	Q421	Q422	Change
Kildare	92	100	9%
Naas	33	80	142%
Leixlip	40	52	30%



# Kildare Division Crime & Traffic Statistics

Criminal Damage and Public Order	Q4 21	Q4 22	Change
Criminal Damage - (by Fire)	17	14	<b>-18%</b>
Criminal Damage (Not by Fire)	172	179	<b>4%</b>
Drunkenness Offences	80	103	<b>29%</b>
Public Order Offences	103	274	<b>166%</b>
<b>Total Criminal Damage and Public Order</b>	<b>372</b>	<b>570</b>	<b>53%</b>

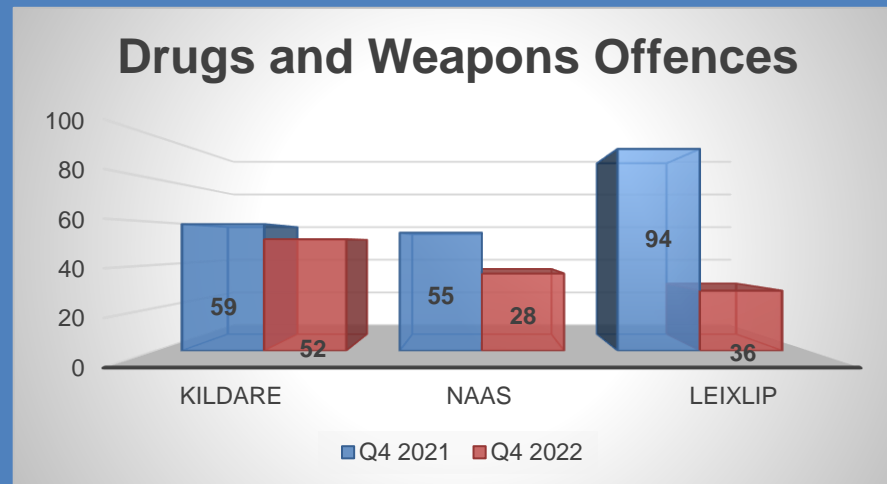
Criminal Damage and Public Order by District	Q4 21	Q4 22	Change
Kildare	151	225	<b>49%</b>
Naas	112	220	<b>96%</b>
Leixlip	109	125	<b>15%</b>



# Kildare Division Crime & Traffic Statistics

Drugs and Weapons Offences	Q4 21	Q4 22	Change
Cultivation or manufacture of drugs	1	1	0%
Possession of drugs for sale or supply	34	42	24%
Possession of a firearm	0	0	0%
Possession of offensive weapons	14	12	-14%
Simple Possession	159	61	-62%
<b>Total Drugs and Weapons offences</b>	<b>208</b>	<b>116</b>	<b>-44%</b>

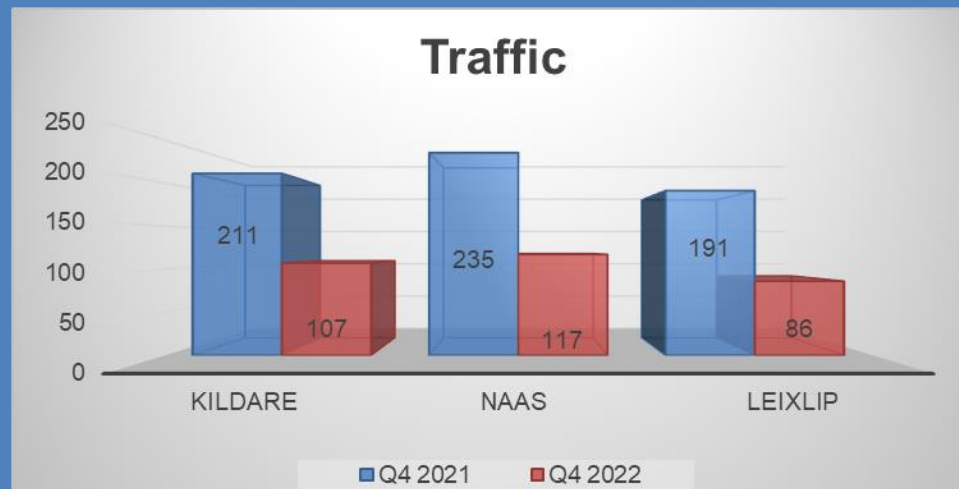
Drugs and Weapons offences by District	Q4 21	Q4 22	Change
Kildare	59	52	-12%
Naas	55	28	-35%
Leixlip	94	36	-70%



# Kildare Division Crime & Traffic Statistics

Traffic	Q4 21	Q4 22	Change
Intoxicated Driving a Vehicle	62	70	<b>13%</b>
Intoxicated IN CHARGE of a Vehicle	7	2	<b>-71%</b>
Traffic Collision FATAL	2	0	<b>100%</b>
Traffic Collision MATERIAL DAMAGE ONLY	497	211	<b>-58%</b>
Traffic Collision NON SERIOUS INJURY	53	23	<b>-57%</b>
Traffic Collision SERIOUS INJURY	16	4	<b>-75%</b>
<b>Total Traffic</b>	<b>637</b>	<b>310</b>	<b>-51%</b>

Traffic Collisions by District	Q4 21	Q4 22	Change
Kildare	<b>211</b>	<b>107</b>	<b>-49%</b>
Naas	<b>235</b>	<b>117</b>	<b>-50%</b>
Leixlip	<b>191</b>	<b>86</b>	<b>-55%</b>



# Kildare Division Crime & Traffic Statistics

Domestic Violence	Q4 21	Q4 22	Change
Breach of Barring Order	2	5	<b>150%</b>
Breach of Protection Order	17	33	<b>94%</b>
Breach of Safety Order	11	19	<b>73%</b>
Breach of Interim Barring Order	0	0	<b>0%</b>
Coercive Control	1	1	<b>0%</b>
<b>Total Domestic</b>	<b>31</b>	<b>58</b>	<b>87%</b>

Domestic Violence by District	Q4 21	Q4 22	Change
Kildare	6	19	<b>217%</b>
Naas	19	27	<b>42%</b>
Leixlip	6	12	<b>100%</b>

