

Kildare Division JPC Meeting 14th September 2020

Crime & Traffic Statistics Q1/Q2 2019, & Q1/Q2 2020



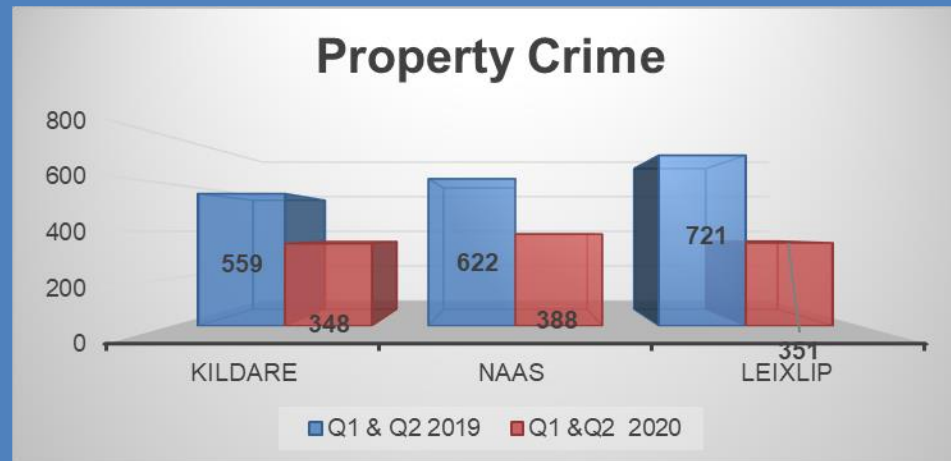
Presented by Chief Superintendent John Scanlan, Kildare

Crime counting rules are applied and incident counts are based on date reported.

Kildare Division Crime & Traffic Statistics

Property Crime	Q1 & Q2 2019	Q1 & Q2 2020	Change
Aggravated Burglary	7	14	100%
Burglary	480	204	-58%
Interfering with Mechanism of MPV	18	16	-11%
Robbery from the Person	8	3	-63%
Theft (Other)	485	258	-47%
Theft from M.P.V.	236	176	-25%
Theft from Person	35	13	-63%
Theft from Shop	424	298	-30%
Unauthorised Taking (Pedal Cycle)	74	62	-16%
Unauthorised Taking (Vehicle)	135	43	-68%
Total Property Crime	1902	1087	-43%

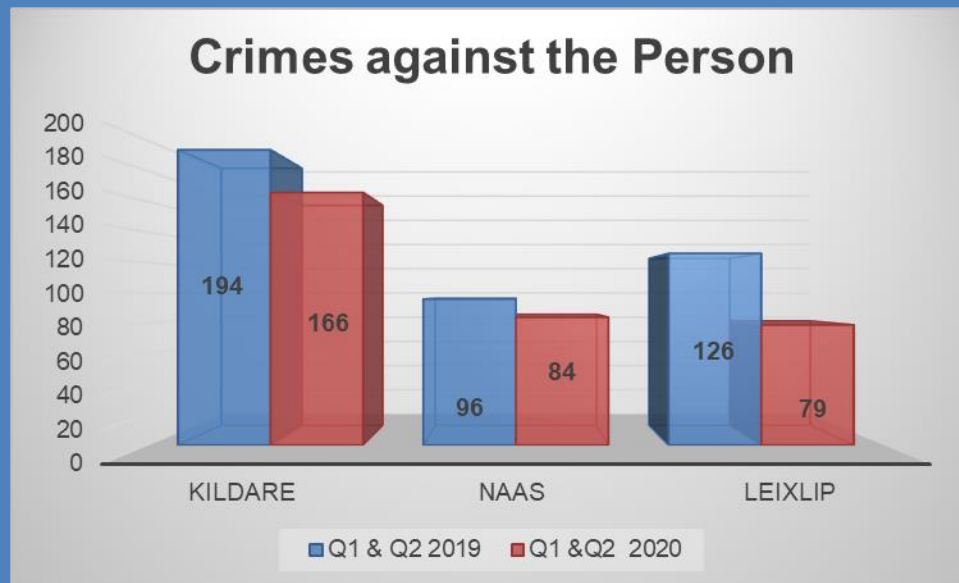
Property Crime by District	Q1 & Q2 2019	Q1 & Q2 2020	Change
Kildare	559	348	-38%
Naas	622	388	-38%
Leixlip	721	351	-51%



Kildare Division Crime & Traffic Statistics

Crimes against the Person	Q1 & Q2 2019	Q1 & Q2 2020	Change
Assault / Obstruction / Resist Arrest - Peace Officer	7	8	14%
Assault Causing Harm	79	71	-10%
Assault Minor	275	207	-25%
Harassment	12	4	-67%
Menacing Phone Calls	19	12	-24%
Murder - Threats to Kill or Cause Serious Harm	24	27	10%
Total Crimes against the Person	416	329	-21%

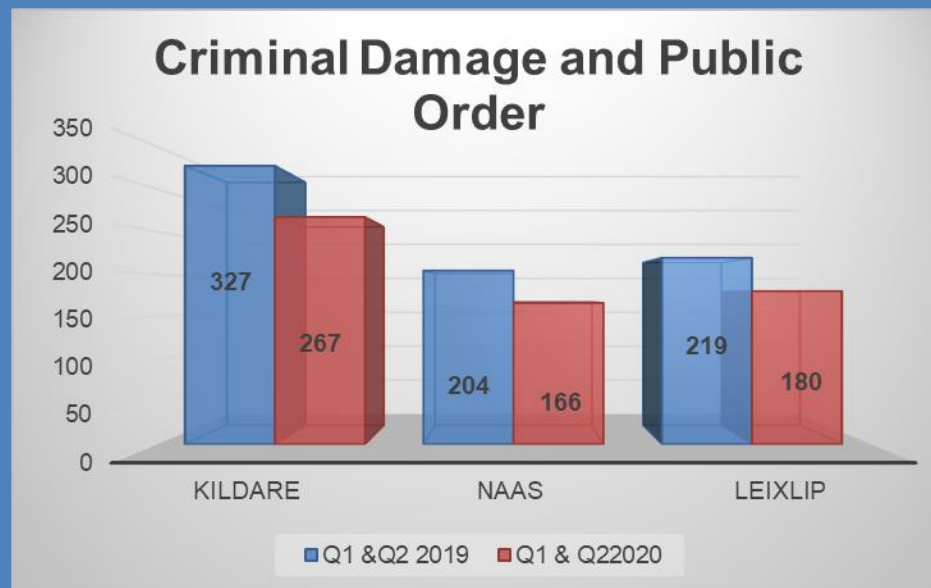
Crimes against the Person by District	Q1 & Q2 2019	Q1 & Q2 2020	Change
Kildare	194	166	-14%
Naas	96	84	-13%
Leixlip	126	79	-37%



Kildare Division Crime & Traffic Statistics

Criminal Damage and Public Order	Q1 & Q2 2019	Q1 & Q2 2020	Change
Criminal Damage - (by Fire)	34	25	-26%
Criminal Damage (Not by Fire)	340	280	-18%
Drunkenness Offences	142	107	-25%
Public Order Offences	234	201	-14%
Total Criminal Damage and Public Order	750	613	-18%

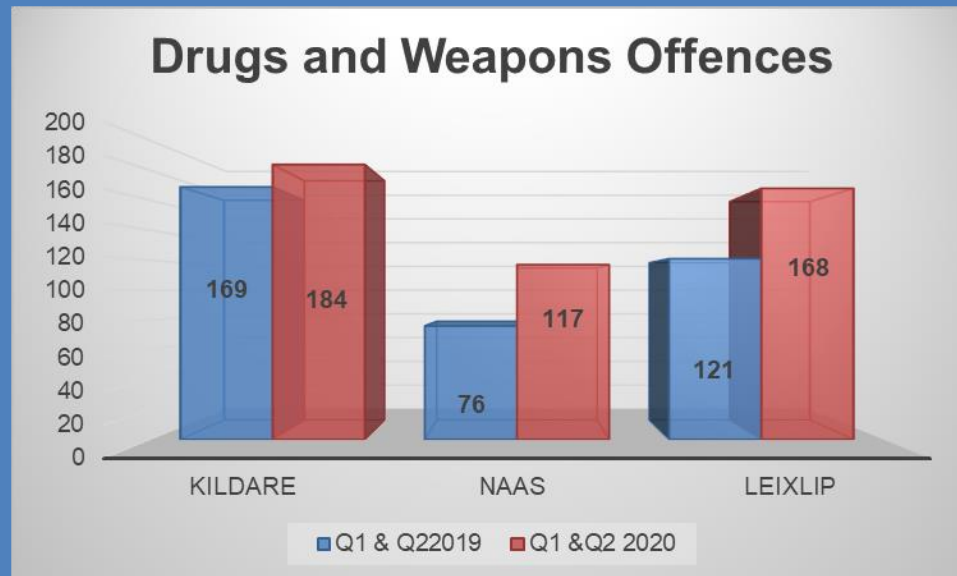
Criminal Damage and Public Order by District	Q1 & Q2 2019	Q1 & Q22020	Change
Kildare	327	267	-18%
Naas	204	166	-19%
Leixlip	219	180	-18%



Kildare Division Crime & Traffic Statistics

Drugs and Weapons Offences	Q1 & Q2 2019	Q1 & Q2 2020	Change
Cultivation or manufacture of drugs	7	4	-43%
Possession of drugs for sale or supply	86	95	10%
Possession of a firearm	8	3	-63%
Possession of offensive weapons	34	49	44%
Simple Possession	231	318	38%
Total Drugs and Weapons offences	366	469	28%

Drugs and Weapons offences by District	Q1 & Q2 2019	Q1 & Q2 2020	Change
Kildare	169	184	9%
Naas	76	117	54%
Leixlip	121	168	39%



Kildare Division Crime & Traffic Statistics

Traffic	Q1 & Q2 2019	Q1 & Q2 2020	Change
Intoxicated Driving a Vehicle	144	90	-38%
Intoxicated IN CHARGE of a Vehicle	10	5	-50%
Traffic Collision FATAL	3	4	33%
Traffic Collision MATERIAL DAMAGE ONLY	869	632	-27%
Traffic Collision NON SERIOUS INJURY	104	40	-62%
Traffic Collision SERIOUS INJURY	27	15	-44%
Total Traffic	1157	786	-32%

Traffic Collisions by District	Q1 & Q2 2019	Q1 & Q2 2020	Change
Kildare	376	271	-28%
Naas	490	300	-39%
Leixlip	290	221	-24%

