

Kildare Division JPC Meeting

5th December 2022

Crime & Traffic Statistics Qtr 3 2021 & Qtr 3 2022



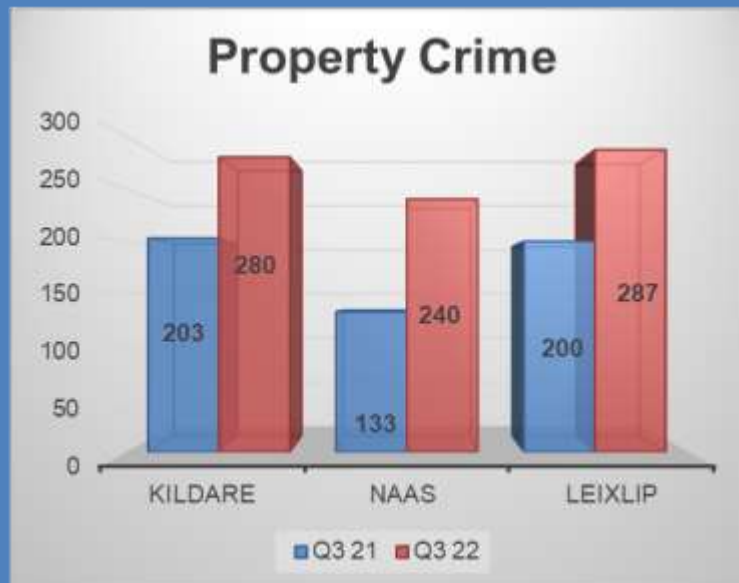
Presented by Chief Superintendent John B Scanlan

Crime counting rules are applied and incident counts are based on date reported.

Kildare Division Crime & Traffic Statistics

Property Crime	Q3 21	Q3 22	Change
Aggravated Burglary	5	3	-40%
Burglary	85	108	27%
Interfering with Mechanism of MPV	4	17	325%
Robbery from the Person	1	6	500%
Theft (Other)	106	195	84%
Theft from M.P.V.	52	55	6%
Theft from Person	6	5	-17%
Theft from Shop	193	352	82%
Unauthorised Taking (Pedal Cycle)	47	33	-30%
Unauthorised Taking (Vehicle)	37	33	-11%
Total Property Crime	536	807	51%

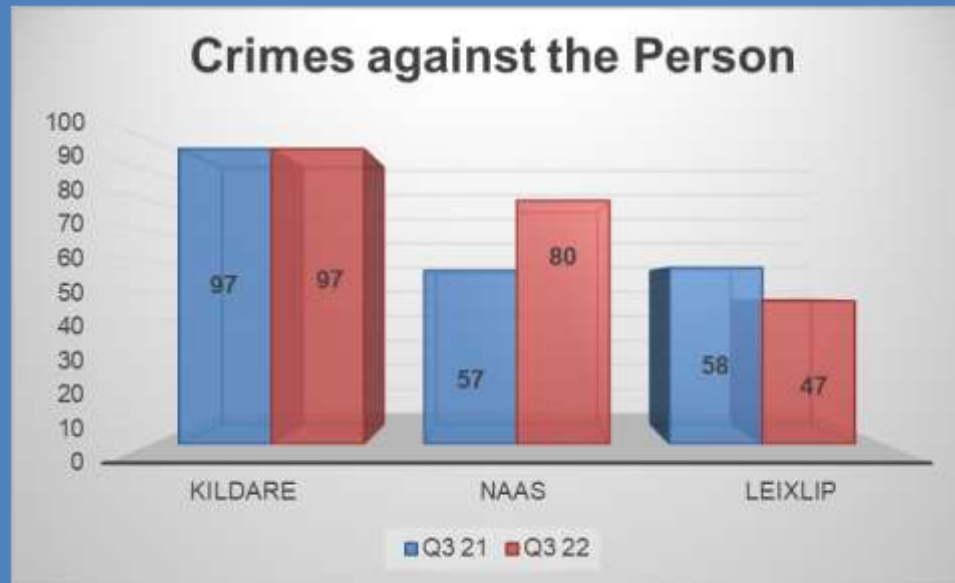
Property Crime by District	Q3 21	Q3 22	Change
Kildare	203	280	38%
Naas	133	240	80%
Leixlip	200	287	44%



Kildare Division Crime & Traffic Statistics

Crimes against the Person	Q3 21	Q3 22	Change
Assault / Obstruction / Resist Arrest - Peace Officer	6	1	-83%
Assault Causing Harm	38	44	16%
Assault Minor	139	150	8%
Harassment	5	5	0%
Menacing Phone Calls	5	6	17%
Murder - Threats to Kill or Cause Serious Harm	19	18	-5%
Total Crimes against the Person	212	224	6%

Crimes against the Person by District	Q3 21	Q3 22	Change
Kildare	97	97	0%
Naas	57	80	40%
Leixlip	58	47	-19%



Kildare Division Crime & Traffic Statistics

Criminal Damage and Public Order	Q3 21	Q3 22	Change
Criminal Damage - (by Fire)	19	17	-11%
Criminal Damage (Not by Fire)	163	164	1%
Drunkenness Offences	72	99	38%
Public Order Offences	98	115	17%
Total Criminal Damage and Public Order	352	395	12%

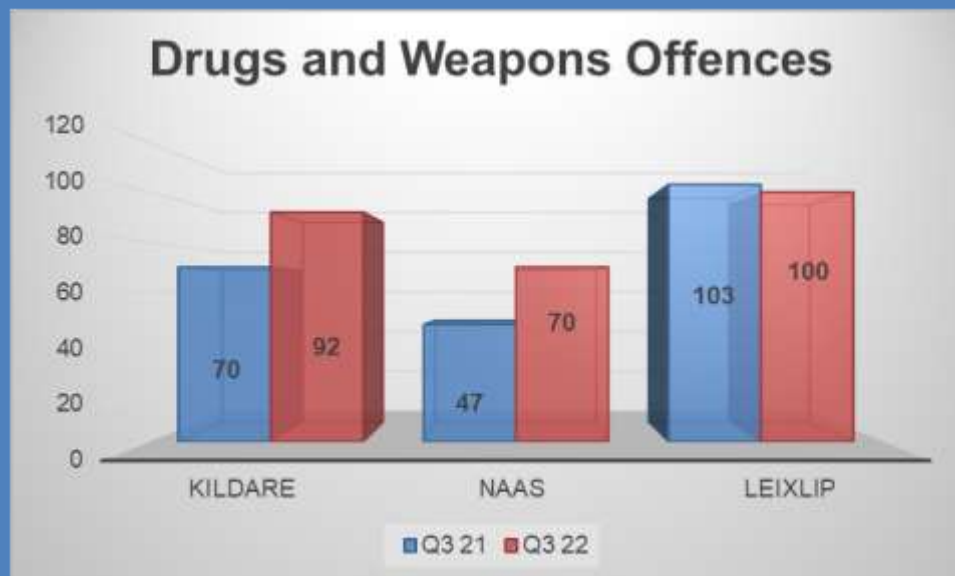
Criminal Damage and Public Order by District	Q3 21	Q3 22	Change
Kildare	145	160	10%
Naas	106	124	17%
Leixlip	101	111	10%



Kildare Division Crime & Traffic Statistics

Drugs and Weapons Offences	Q3 21	Q3 22	Change
Cultivation or manufacture of drugs	2	0	-100%
Possession of drugs for sale or supply	28	40	43%
Possession of a firearm	0	2	0%
Possession of offensive weapons	18	27	50%
Simple Possession	172	193	12%
Total Drugs and Weapons offences	220	262	19%

Drugs and Weapons offences by District	Q3 21	Q3 22	Change
Kildare	70	92	31%
Naas	47	70	49%
Leixlip	103	100	-3%



Kildare Division Crime & Traffic Statistics

Traffic	Q3 21	Q3 22	Change
Intoxicated Driving a Vehicle	66	75	14%
Intoxicated IN CHARGE of a Vehicle	6	7	17%
Traffic Collision FATAL	5	2	-60%
Traffic Collision MATERIAL DAMAGE ONLY	460	463	1%
Traffic Collision NON SERIOUS INJURY	48	55	15%
Traffic Collision SERIOUS INJURY	17	14	-18%
Total Traffic	602	616	2%

Traffic Collisions by District	Q3 21	Q3 22	Change
Kildare	223	221	-1%
Naas	179	232	30%
Leixlip	148	163	10%

