

Kildare Division JPC Meeting

5th September 2022

Crime & Traffic Statistics

Q1/Q2 2021, & Q1/Q2 2022



Presented by Superintendent Martin Walker, Kildare

Crime counting rules are applied and incident counts are based on date reported.

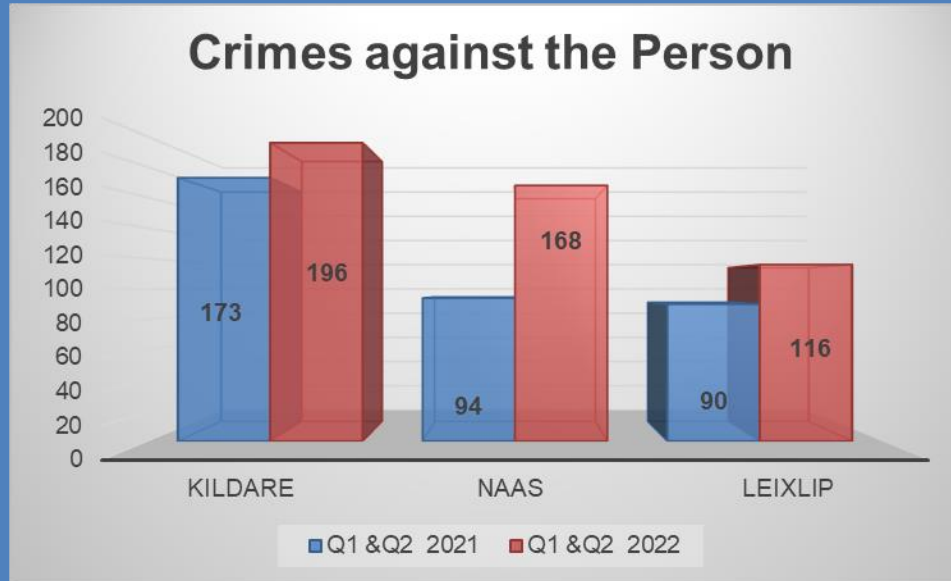
Kildare Division Crime & Traffic Statistics



Property Crime	Q1 & Q2 2021	Q1 & Q2 2022	Change
Aggravated Burglary	8	3	-63%
Burglary	188	255	36%
Interfering with Mechanism of MPV	14	26	86%
Robbery from the Person	4	14	250%
Theft (Other)	250	354	42%
Theft from M.P.V.	89	163	83%
Theft from Person	4	8	100%
Theft from Shop	357	537	50%
Unauthorised Taking (Pedal Cycle)	33	62	88%
Unauthorised Taking (Vehicle)	37	68	84%
Total Property Crime	984	1490	51%

Property Crime by District	Q1 & Q2 2021	Q1 & Q2 2022	Change
Kildare	307	590	92%
Naas	327	452	38%
Leixlip	350	448	28%

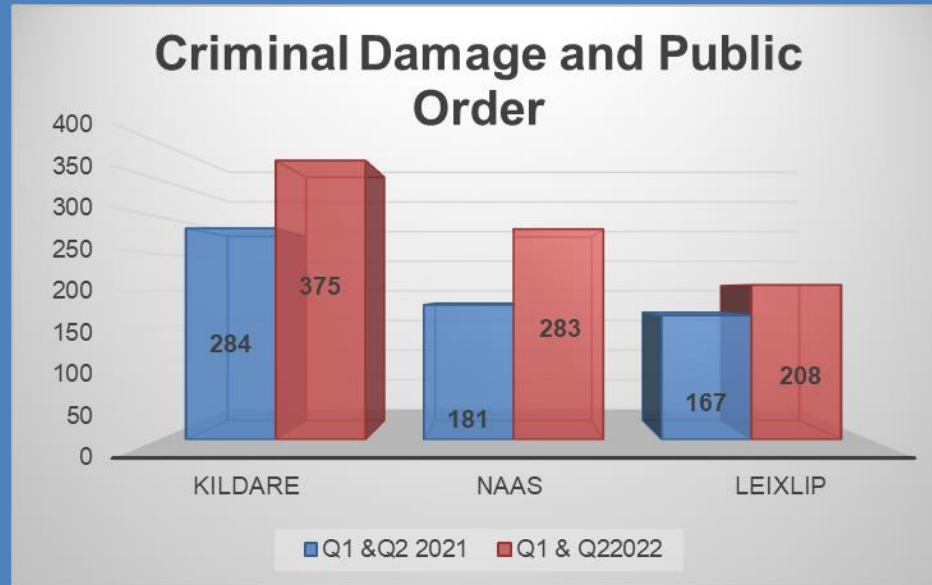
Kildare Division Crime & Traffic Statistics



Crimes against the Person	Q1 & Q2 2021	Q1 & Q2 2022	Change
Assault / Obstruction / Resist Arrest - Peace Officer	16	15	-6%
Assault Causing Harm	84	136	62%
Assault Minor	199	271	36%
Harassment	13	15	15%
Menacing Phone Calls	23	9	-61%
Murder - Threats to Kill or Cause Serious Harm	22	34	55%
Total Crimes against the Person	357	480	34%

Crimes against the Person by District	Q1 & Q2 2021	Q1 & Q2 2022	Change
Kildare	173	196	13%
Naas	94	168	79%
Leixlip	90	116	29%

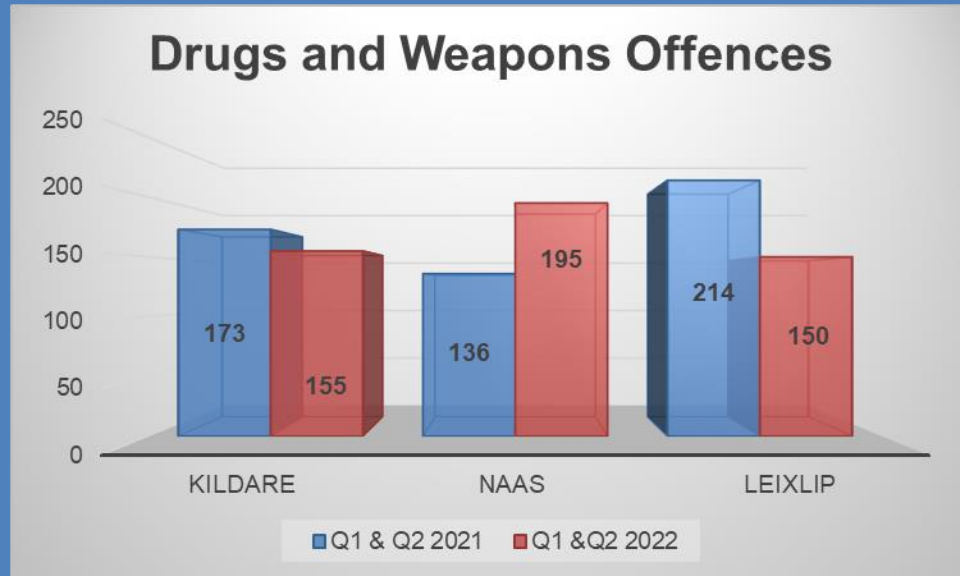
Kildare Division Crime & Traffic Statistics



Criminal Damage and Public Order	Q1 & Q2 2021	Q1 & Q2 2022	Change
Criminal Damage - (by Fire)	24	23	-4%
Criminal Damage (Not by Fire)	263	369	40%
Drunkenness Offences	144	235	63%
Public Order Offences	201	239	19%
Total Criminal Damage and Public Order	632	866	37%

Criminal Damage and Public Order by District	Q1 & Q2 2021	Q1 & Q2 2022	Change
Kildare	284	375	32%
Naas	181	283	56%
Leixlip	167	208	25%

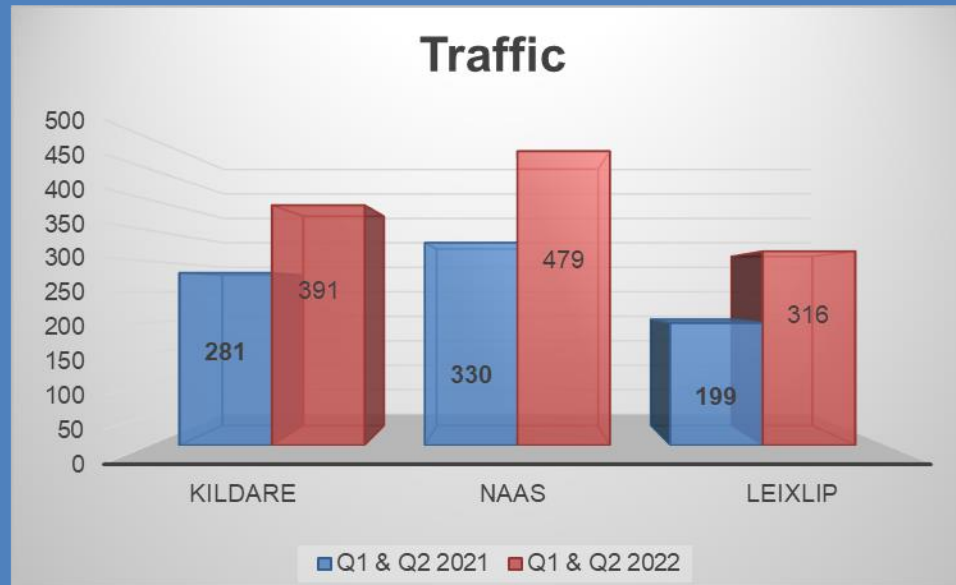
Kildare Division Crime & Traffic Statistics



Drugs and Weapons Offences	Q1 & Q2 2021	Q1 & Q2 2022	Change
Cultivation or manufacture of drugs	1	0	-100%
Possession of drugs for sale or supply	105	77	-27%
Possession of a firearm	2	8	300%
Possession of offensive weapons	34	28	-18%
Simple Possession	381	387	2%
Total Drugs and Weapons offences	523	500	-4%

Drugs and Weapons offences by District	Q1 & Q2 2021	Q1 & Q2 2022	Change
Kildare	173	155	-10%
Naas	136	195	43%
Leixlip	214	150	-30%

Kildare Division Crime & Traffic Statistics



Traffic	Q1 & Q2 2021	Q1 & Q2 2022	Change
Intoxicated Driving a Vehicle	97	135	39%
Intoxicated IN CHARGE of a Vehicle	14	23	64%
Traffic Collision FATAL	1	2	100%
Traffic Collision MATERIAL DAMAGE ONLY	608	916	51%
Traffic Collision NON SERIOUS INJURY	71	85	20%
Traffic Collision SERIOUS INJURY	19	25	32%
Total Traffic	810	1186	46%

Traffic Collisions by District	Q1 & Q2 2021	Q1 & Q2 2022	Change
Kildare	281	391	39%
Naas	330	479	45%
Leixlip	199	316	59%